

THE EDGE

THIS ISSUE | Your Roadmap to Success



CRAVING STARBUCKS?

Turn to page 7 to find out how to win a **FREE** Starbucks gift card!

WELCOME

IN THIS ISSUE



- 4 A Through G: Easy as 1, 2, 3
- 6 Preparing for College Admissions
- 7 College Application Comparison
- 8 2017-18 College Timeline
- 10 The FAFSA Process
- 11 It's About You:
UC Personal Insight Questions
- 12 Finding The Right College For You
- 13 Consider the Community
College Route
- 14 What's Next?
The Admissions Aftermath
- 15 Understanding Your Financial Aid
Award and Covering Your College
Costs
- 16 A Roadmap To Success:
Navigating Time and
Stress Management
- 17 Your Career Journey:
More Than Your Major
- 18 SAGE Scholars Program:
Encouraging Career Readiness
Through Internships
- 20 Explore Your Campus Resources:
UCI SOAR Center
- 22 The Dreamers Resource Center



Congratulations! Your decision to pursue a college education will reap a lifetime of wonderful benefits. From attaining the academic, technical and self-discovery skills needed to succeed in life to developing a strong social and professional network you can tap into throughout the course of your career, the college experience is a key milestone on the Roadmap to Success.

Orange County United Way is pleased to collaborate with the University of California, Irvine (UCI) to bring you this year's edition of *The EDGE*, a fantastic guide that enhances your understanding of the UC system and many other aspects of the college preparatory process. We encourage you to refer to it often as you plan and build a foundation for an enriching college experience.

Orange County United Way is committed to ensuring that our community's young people are equipped with the tools needed to pursue a college degree, excel in their professional careers and take control of their futures. As part of our 10-year community-wide action plan to cut Orange County's high school dropout rate in half, we're uniting local schools, employers and community organizations to prepare children to start school ready to learn, stay on track through middle school, earn their high school diplomas on time and go on to college.

Among the many partnerships we've launched to meet these goals is Destination Graduation, in which we're engaging, inspiring and equipping students in 20 Orange County High Schools with the enhanced academic skills and career planning strategies they need to walk confidently on the path toward on-time graduation, college and a career. Our Youth Careers Connection program is a work-based learning initiative that connects employers with students so that classroom learning is more relevant and exciting. Coupled with other vital United Way education initiatives, these collaborative programs are helping students throughout Orange County discover how they can turn their passions into action and a fulfilling career!

Through all of these successful initiatives, United Way and our community partners are uniting Orange County to invest in our students. We are investing in YOU! So enjoy this magazine and allow it to guide you as you continue through the college and career planning process. Be proactive throughout the process and ask lots of questions. The more proactive you are in determining the best direction, college and career fit for you, the more likely you are to achieve the career – and life – you've always dreamed about. I wish you the best of luck in the year ahead. Don't forget to work hard, dream big and enjoy your exciting journey toward college graduation!

To learn more about United Way's education initiatives, please visit us at www.unitedwayoc.org/education.

Sincerely,

Susan B. Parks
President and CEO
Orange County United Way





Look over there in the distance . . . Can you see it?

That figure on the horizon is your educational journey. From where you stand now, it may appear far away. Not to worry. *The EDGE Magazine* is the roadmap you'll need to plan your trip and chart, in specific detail, the educational landscape that you will need to travel. The roadmap will provide you with recommended directions, pit stops, and the pace you'll need to successfully finish each leg of your journey.

Some of you have been charting your college roadmap for some time now. Others of you have given it some thought. Still, others of you may have been discouraged from thinking more seriously about your college and career pathway. Whichever category describes you, this edition of *The EDGE Magazine* is the resource you will need to begin, or continue on, your adventure.

Along the way, be sure to use *The EDGE* as a compass to make important shifts in your thinking and perspective. Use this as a template to map out your personal goals and college timeline. This will keep you from becoming confused or discouraged. Instead, use it to navigate the ins-and-outs

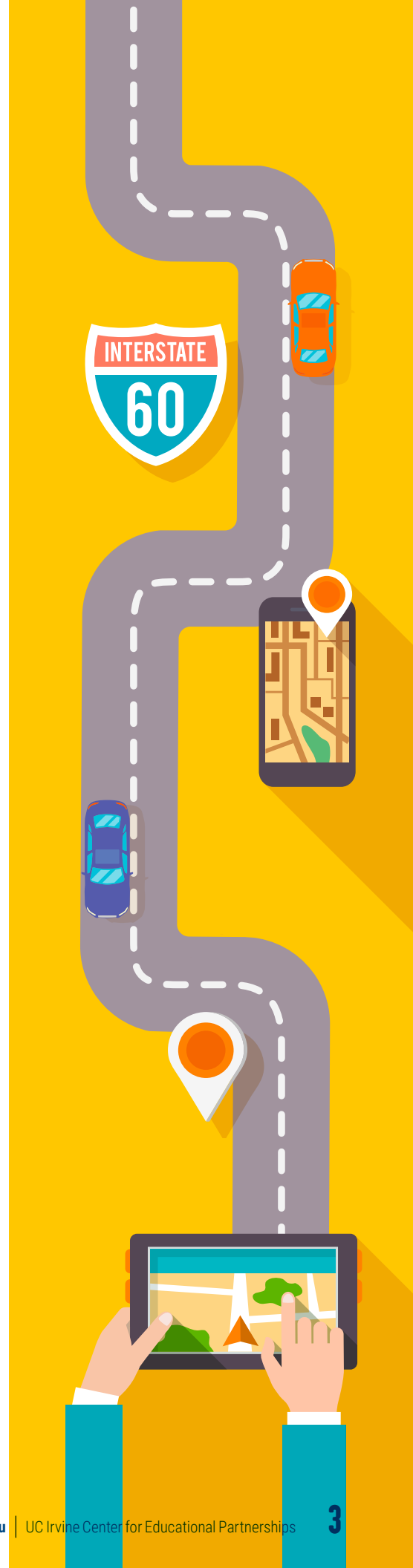
of college preparation, as well as exploring the resource gold mines that are available on each college campus.

By doing so, you will find that your journey will be made much easier. Perhaps, it might even be more rewarding as you discover that the course has already been charted by this roadmap to success. Follow the directions, learn from the stories, and enjoy the pit stops along the way.

I am confident that you have what it takes to embark on this journey of pursuing higher education.

Sincerely,

Thomas A. Parham, Ph.D.
Vice Chancellor, Student Affairs
University of California, Irvine



A THROUGH G: EASY AS 1, 2, 3

by Kandance Aragon, Program Coordinator, EAOP, UC Irvine




Many students wonder, “What are the requirements to go to a university?” In high school, the answer is meeting the “A-G” requirements. The University of California Office of the President asks students to complete A-G courses because universities want students to have a basic understanding of a variety of areas of study before entering college. As a result, A-G is a given course list determined by each high school in the state of California. The A-G list is divided into 7 categories, and covers the following (see chart below):

In order to apply to 4-year universities you must have a “C” or better in all of your A-G courses. It is important to note that your high school graduation requirements may be different than what universities ask of you, so follow up with a counselor to make sure you are on track to graduate and start college!

Now you may be wondering, “How can I check which courses are A-G approved?” If you would like to view A-G courses, you can simply do so by visiting <http://www.ucop.edu/agguide/> and searching your school name.

Just remember, there are a required number of courses that you must complete for each A-G category, and there is a recommended number of classes that you take. Completing all of the required courses makes you minimally eligible for the different universities. However, to attend a UC, you don’t want to be minimally eligible, you want to reach beyond so that you have the best chance of being accepted to your dream school. So here are a few tips we suggest to help you become a successful 4-year university applicant:

CATEGORY	NAME		REQUIREMENTS
A	History/Social Science	2 years	Including one year of world history, cultures and historical geography and one year of U.S. history, or one-half year of U.S. history and one-half year of American government or civics.
B	Language of Instruction (English)	4 years	College preparatory English that integrates reading of classic and modern literature, frequent and regular writing, and practices listening and speaking.
C	Mathematics	3 years	College-preparatory Math, including or integrating the topics covered in elementary and advanced Algebra and two- and three-dimensional Geometry.
D	Laboratory Science	2 years	Laboratory Science is providing fundamental knowledge in at least two of the three disciplines of Biology, Chemistry, and Physics.
E	Language other than language of instruction (Foreign Language)	2 years	The same language other than English or equivalent to the second level of high school instruction.
F	Visual and Performing Arts	1 year	Chosen from Dance, Music, Theater or the Visual Arts.
G	College Preparatory Elective	1 year	Chosen from the “A-F” courses beyond those used to satisfy the requirements above, or courses that have been approved solely in the elective area.



- ▶ Take the recommended amount of courses, because this can make you a more competitive applicant. See the chart below for the recommended A-G courses.
- ▶ Take AP and Honors courses when offered, because this will make you look great on your college application.
- ▶ To give you an example, for Category D – Laboratory Science requires you to complete 2 years. Instead of completing just 2 years of this course you decided to take on a 3rd year, and to go even further you take an AP course. By doing that you are making yourself stand out!

Review:

So now that you have an understanding of the A-G's, here's a checklist of things to do:

- ▶ Make sure you get a "C" or better in ALL of your classes.
- ▶ Talk to your counselor regularly to make sure you are taking the right courses and staying on track.
- ▶ Make sure the courses you are taking are A-G approved. You can do so by visiting: <http://www.ucop.edu/agguide/>
- ▶ Take recommended number of A-G courses (Push yourself to go beyond!).
- ▶ Consider your options and apply to many colleges!
- ▶ Finally, remember to breathe, college will be here sooner than you think! 🚩

CATEGORY	RECOMMENDATION
A	This one is simple, complete the required 2 years!
B	Take an AP English Language or AP English Literature, or BOTH if you're up for the challenge and have the room in your schedule.
C	Take 4 years of Mathematics as opposed to 3 years; and if its offered, consider taking an AP math course.
D	3 years of Science are recommended here; and if you want to go into a STEM related major the extra years look really good in your application!
E	3 years of a Foreign Language is recommended but if you can complete 4, you're an All-Star!
F & G	Finish strong, only one year is recommended for completion of these categories! While we know these are the preferred courses to take, additional years in Categories A through E can really enhance your application.

DID YOU KNOW?

Did you know, STEM stands for Science, Technology, Engineering, and Math. Consider exploring majors and careers in these fields.

PREPARING FOR COLLEGE ADMISSIONS

by Cristina Flores, Assistant Director, EAOP, UC Irvine

One of the hardest decisions you will make in your adult life will be determining what college campus you attend. According to the annual Early Academic Outreach Program (EAOP) Senior Survey, financial aid packages, geographic location, and major options are the leading deciding factors. As Seniors, students struggle to find the “right campus.” However, there are steps you can take during your early years of high school to help you find the right college. This will empower you to persist until graduation. Before you read more about the factors to consider (See page 12) in your college search, let’s review some of the most common admissions factors that should be highlighted on your roadmap to success.

A-G COURSES - (See Page 4 for A-G overview)

- ▶ For the University of California, students must complete a minimum of 15 college-preparatory courses (A-G courses), with at least 11 finished prior to the beginning of your senior year.

GRADES - This is probably one of the most important factors in admissions, the higher the GPA the greater your chances of getting into the university of your choice.

- ▶ Explore your academic strengths and weaknesses. Enroll in Honors and Advanced Placement courses in subjects you excel. If you are struggling to earn a passing grade, seek out tutoring services.

SAT/ ACT TEST SCORES - Start early and seek out test prep services.

- ▶ If possible, register to take the PSAT. The exam allows you to prepare for the SAT and gives you an insight to your possible SAT score. If the scores do not reflect your academic abilities, contact your school counselor or college access program for additional test prep services.
- ▶ **READ!** A strong vocabulary and reading comprehension skills can increase your score.

ACTIVITIES AND AWARDS - Get involved and learn about yourself.

- ▶ Being involved will help you to learn about your academic as well as personal likes and dislikes. Declaring a major and building a career will be based on a hybrid of academic and personal interests and hands-on experience. Look for leadership and academic enrichment opportunities to help you develop your strengths and skills.

BUILD “SELF-HELP” SKILLS

- ▶ One of the most important skills you can develop as an underclassmen is to ask questions. Meet with your high school counselor and inform them of your personal and academic goals; work with them to create an academic plan to fulfill your A-G’s and enroll in challenging courses. Continue to review as necessary and adjust as you learn more about your personal and educational preferences.
- ▶ Joining a college access and preparation program like EAOP, Academic Talent Search, Upward Bound and local programs can provide the additional resources or support you might need. If a college representative is visiting your schools, attend their information session.

GET CONNECTED: Create accounts at the following websites to get started on your college path!

- ▶ Create an email account just for college materials (keep the name professional and don’t forget the password!)
- ▶ Register for SAT and college searches through: collegeboard.com
- ▶ Explore your college options by visiting: californiacolleges.edu 📌

ONE FINAL POINT:

Your life experiences and background matter! Learn to be your own advocate. Your ability to persevere is a great insight to your grit!

COLLEGE APPLICATION COMPARISON

by Julie Lindo, Program Coordinator, Upward Bound, UC Irvine

	UNIVERSITY OF CALIFORNIA	CAL STATE UNIVERSITY	COMMON APPLICATION	COMMUNITY COLLEGE
WEBSITE	<i>universityofcalifornia.edu/apply</i>	<i>calstate.edu/apply</i>	<i>commonapp.org</i>	<i>cccapply.org</i>
APPLICATION	1 application for all campuses (9 campuses open to freshmen)	1 application for EACH campus (23 campuses open to freshmen)	1 application for EACH campus (500+ campuses open to freshmen)	1 application for EACH campus (114 campuses)
APPLICATION SUBMISSION PERIOD	November 1st-November 30th (Application opens August 1)	October 1st-November 30th	Varies by college	You may submit an application at any time (deadline for enrollment in the upcoming term varies by college).
COST	\$70.00 per campus (fee waivers available)	\$55.00 per campus (fee waivers available)	Varies by college	Free
FEE WAIVERS	4 campuses (if eligible, apply within UC application online)	4 campuses (if eligible, apply within CSU application online)	Waivers for 4 campuses will be awarded online through College Board, if eligible. Student must have taken at least one SAT or SAT Subject Test with a fee waiver, or an SAT that was paid for by his or her state or school district. Note that only fee waiver users who actually take a test will receive the online College Application Fee Waiver.	Not applicable
ENTRANCE EXAMS	SAT with Essay or the ACT with Writing RECOMMENDED: 2 SAT Subject Tests from 2 different disciplines, taken by December 2017	SAT with Essay or the ACT	Varies by college (report highest individual scores per section)	No exam needed for admission. However, you must take placement tests in English, Mathematics and Reading in order to enroll in classes.
TRANSCRIPTS	Required upon acceptance	Required upon acceptance	Required upon acceptance	Not required
PERSONAL INSIGHT QUESTIONS	New starting for Fall 2016. Applicant must answer 4 out of 8 questions. (see article on page 11)	Not required	Short Answer and Personal Essay on your topic of choice	Not required
RECOMMENDATIONS	UCB applicants may be invited to submit 2 letters of recommendation. For further information please visit their website: <i>www.admissions.berkeley.edu/freshmanpolicy</i>	Not required	Varies by college (supplemental forms available on the application)	Not required
ACTIVITIES AND AWARDS	UC wants to learn about your honors and awards, volunteer work/ community service, extracurricular activities, coursework other than A-G, educational preparation programs, and employment	Not required	Colleges want to learn about your honors and awards, volunteer work/ community service, extracurricular activities, educational preparation programs, and employment (may also attach a resumé).	Not required
EDUCATION OPPORTUNITY PROGRAM (EOP)	Included in the application	Separate application link on CSU Mentor application (<i>calstate.edu/sas/eop/apply/</i>)	Separate application (check each individual school)	Separate application with the EOPS program at each college
GPA MINIMUM	3.0 in A-G courses taken during 10th-11th grades (must finish 11/15 courses by the end of 11th grade)	2.0 minimum in A-G courses taken during 10th-11th grades	Varies by college	No GPA requirement



STARBUCKS GIFT CARD GIVE-AWAY!

Go to www.cfep.uci.edu/theedge/survey to find out how.
Offer ends December 15, 2017





2017-18 COLLEGE TIMELINE

by Hannah Jones, Student Initiated Program Advisor, SOAR, UC Irvine

AUGUST

- August 1st:** UC Application opens at www.universityofcalifornia.edu/apply
- Search and Apply for available scholarships!

OCTOBER

- October 1st-November 30th:** Filing Period for CSU Application opens.
- October 1st-30th:** UC Spring quarter application filing period.
- Visit potential campuses and participate in college fairs at school and/or school district.
- October 1st:** FAFSA/Dream Application open!
- October 5th:** Registration deadline for the November 4th, 2017 SAT Test date.
- Search and Apply for available scholarships!

DECEMBER

- Send your official test scores to the universities to which you applied. UC must receive your official exam scores directly from the test agencies by the end of this month.
- Search and Apply for available scholarships!

SEPTEMBER

- September 1st-30th:** UC TAG filing period for Fall 2018 admissions www.universityofcalifornia.edu/admissions/transfer/guarantee
- September 8th:** Registration deadline for the October 7th, 2017 SAT Test Date and SAT Subject Test (Taking 2 subject tests is recommended if you plan to apply to a UC, private, or out-of-state school).
- September 22nd:** Registration deadline for October 28th, 2017 ACT Test (don't forget to add the writing section).
- Visit potential campuses and participate in college fairs at school and/or school district.
- Keep in mind that you must notify prospective schools regarding changes in your current or planned courses.
- Search and Apply for available scholarships!

NOVEMBER

- November 1st-30th:** Filing Period for UC Application.
- November 2nd:** Registration deadline for December 2nd, 2017 SAT Test date.
- November 3rd:** Registration deadline for December 9th, 2017 ACT Test date.
- November 30th:** LAST day to complete and submit your UC/CSU application.

JANUARY

- January 12th:** Registration deadline for February 10th, 2018 ACT Test date.
- Ask your counselor about the GPA Verification Form for Cal Grants and make sure it gets sent.
- Continue to search and apply for scholarships as well as other types of financial aid.

DID YOU KNOW?

Deadlines are critically important and could put your admissions at risk.



FEBRUARY

- February 9th:** Registration deadline for March 10th, 2018 SAT Test date.
- Continue to visit colleges you applied to so you're ready to make a decision when admission letters start coming in next month!

APRIL

- April 6th:** Registration deadline for May 5th, 2018 SAT Test.
- Visit Campus Open Houses, participate in stay-over programs if applicable and start finalizing your decision about which campus you will attend.
- Maintain academic GPA; Remember, you must pass all courses with a "C" or better to keep your admissions to all universities.

JUNE

- June 1st:** Statement of Intent to Register (SIR) deadline for UC/CSU bound transfer students.
- June 15th:** Registration deadline for July 14th ACT Test date.
- Request official transcripts from your high school registrar and make sure they are sent to the university you plan to enroll in the Fall.

F

M

A

M

J

J

MARCH

- March 2nd:** FAFSA, California Dream Act Application DUE for priority consideration of financial aid.
- March 2nd:** Deadline to submit GPA Verification Form to be eligible for Cal Grants.
- March 9th:** Registration deadline for April 14th, 2018 ACT Test date.
- Keep an eye on your email and postal mail for acceptance letters; Be patient, it may take time for them to get to you!

MAY

- May 1st-30th:** UC TAG filing period for Spring 2019 admissions www.universityofcalifornia.edu/admissions/transfer/guarantee
- May 1st:** Statement of Intent to Register (SIR) DEADLINE for UC/CSU campuses. This is your LAST CHANCE to submit your final selection to attend one campus.
- May 1st:** Housing Application Deadline for most UC campuses; however, dates may vary and students are encouraged to Apply ASAP once they've been admitted.
- May 3rd:** Registration deadline for June 2nd, 2018 SAT Test date.
- May 4th:** Registration deadline for June 9th, 2018 ACT Test date.
- Take Analytical Writing Placement Exam (AWPE) test for UC Incoming Freshmen.
- Reminder for AP Exams: Make sure to take the AP exams listed on your college applications.

JULY

- July 1st:** Deadline to submit final official transcripts to UC campuses.
- July 15th:** Deadline to submit all other documents and exam scores to UC campuses.

THE FAFSA PROCESS

by Zelotes Smith, Assistant Director, Financial Aid & Scholarships, UC Irvine

Every year the Federal Government provides more than \$150 billion in Financial Aid (Grants, Work-Study, and Loans) to colleges and universities.

To apply for this aid, you must complete the Free Application for Federal Student Aid (FAFSA). The FAFSA is designed to be a simple form to complete. Helpful hints are located throughout the application to help you understand the questions.

Some schools will not consider you for merit based scholarships until you have submitted the FAFSA application (the UC Irvine deadline is **March 2nd** of every year). Complete the FAFSA application even if you think you won't qualify for Federal Aid.

Gather the following information before completing the FAFSA application:

- ▶ Social Security Number (for both you and your parent(s))
- ▶ Alien Registration Number (if applicable)
- ▶ Federal tax information or federal tax returns (it is recommended that the IRS Data Retrieval Tool is utilized)
- ▶ Records of untaxed income
- ▶ Cash, savings, and checking account balances
- ▶ Investments other than the home in which you and your family reside

The FAFSA application can be completed online at www.fafsa.ed.gov

After you have completed the FAFSA application be sure to click

You will receive a confirmation page/number once your FAFSA has been submitted.

You will receive an email within a few days letting you know that your FAFSA was processed. Your college/university may request additional information from you. **Make sure that you respond by the deadline(s).** You may miss out on Federal, State or Institutional Aid if you miss important deadlines.

Your college/university will provide you with a Financial Aid Award Letter. You will need to accept the offer before it can be paid out formally. If you are offered student loans, **borrow only as much as you really need.**

For free assistance, you may contact the Department of Education at 800-433-3243 or the UCI Office of Financial Aid and Scholarships at 949-824-8262.

Financial Aid for California Dream Act Students

Students who are not eligible to file a FAFSA and qualify for the AB540 fee exemption can apply for Cal Grants, UC Irvine Grant, the Middle Class Scholarship and the Dream Loan by completing the California Dream Application available from <https://dream.csac.ca.gov/>

DEADLINE: March 2, 2018

California Dream Act students may also apply for UC and external scholarships.

For more information about aid available to Dreamers at UCI, visit: <http://dreamers.uci.edu/finances>

Background: The California Dream Acts – AB130 and AB131 – extend eligibility for certain types of institutional and state aid to students, including undocumented students, who qualify for benefits under another California law – AB540 – which exempts students from paying nonresident supplemental tuition. ▣



GRANTS

WORK-STUDY

LOANS

DID YOU KNOW?

If you don't have all of your information yet, you may begin the FAFSA application, save it, and come back later to complete it.

IT'S ABOUT YOU: UC PERSONAL INSIGHT QUESTIONS

by Jorge Padilla, Program Coordinator, EAOP, UC Irvine

By now, you should have heard that the University of California has replaced the questions from the essay requirement in their application. Applicants are now required to select four out of eight “Personal Insight Questions.” Each question is designed for you to discuss a specific part of your life that is unique and sets you apart from other applicants.

PREPARATION

Before you start writing, it is important to reflect and practice self-discovery. Think about your experiences in high school, courses you excelled in, home and family life, extracurricular activities, and any other part of your life that you consider important. Write down each item and begin to identify questions that you can answer. While there may be several questions that can cover one single topic, pick the question that you feel you can best answer.

THE PERSONAL INSIGHT QUESTIONS (PIQ)

The following are the eight questions to choose from:

1. Describe an example of your leadership experience in which you have positively influenced others, helped resolve disputes, or contributed to group efforts over time.
2. Every person has a creative side, and it can be expressed in many ways: problem solving, original and innovative thinking, and artistically, to name a few. Describe how you express your creative side.
3. What would you say is your greatest talent or skill? How have you developed and demonstrated that talent over time?

4. Describe how you have taken advantage of a significant educational opportunity or worked to overcome an educational barrier you have faced.

5. Describe the most significant challenge you have faced and the steps you have taken to overcome this challenge. How has this challenge affected your academic achievement?

6. Describe your favorite academic subject and explain how it has influenced you.

7. What have you done to make your school or your community a better place?

8. What is the one thing that you think sets you apart from other candidates applying to the University of California?

WRITING YOUR RESPONSES

Each response is limited to a maximum of 350 words. Be concise and provide enough content for admissions readers to gather enough information about your academic and personal life. Get to the point, and do not waste your word count on lengthy introductions or writing about someone other than yourself.

This is not a writing test. Readers are more concerned about getting to know you rather than paragraph structure or big words. Treat the questions as you would an interview. What do the readers need to know about you to know that you are the right candidate for admission?

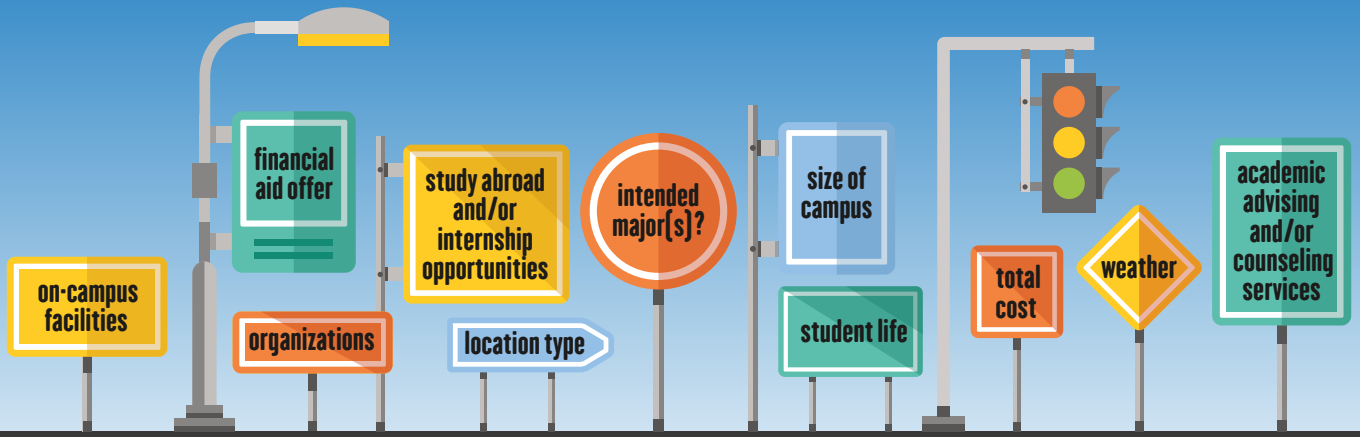
REVISION AND FINAL DRAFTS

Finally, it is important that you seek revision and edit your responses. You want to write your best narrative, and good feedback will help you strengthen your response. Seek revision from your teachers, counselors, peers, or anybody else that knows you best. When you feel your response is sufficient, then you are ready to submit.

Remember to write about yourself, your best self, and help us get to know you so we can determine if you are the right candidate for the University of California.

Best of luck and happy writing! ✍️





FINDING THE RIGHT COLLEGE FOR YOU

by Jorge Padilla, Program Coordinator, EAOP, UC Irvine

How do you know if there is a right school for you?

Public? Private? Urban? Rural? Population size? What's that? The college search process can be difficult, but we have some tips to show you where to start.

Practice Self-Discovery

As a first step, consider learning more about yourself. What do you value? How do you learn best? What are you most proud of? By identifying the conditions that are important for your success, you can determine the type of student you are, and more importantly, the type of student you want to become.

- ▶ Learning styles: How do you learn best?
 - By doing / hands-on learning
 - Lectures and presentations
 - Technology-based coursework
 - Hybrid / lecture and technology
- ▶ What accomplishments are you most proud of?
- ▶ What kind of surroundings are essential to your well-being and academic success?

Begin Your College Research

The next step in your college search is identifying specific colleges that fit you best. There are a lot of factors to consider when researching colleges. You do not have to consider them all, but some of these factors will be worth your interest during your search:

- ▶ **Time:** How much time will you invest in your college search? Set aside some time during your school day or week to research schools.
- ▶ **Details:** What are you looking for in a college? Explore the factors you want and prefer in the colleges that interest you:
 - Location type (rural, urban, suburban, wooded/forest, desert, farmland, beach town, tourist town, etc.)

- Weather (year-round, cold, hot, constant rain or snow, storms, etc.)
- Total cost of attendance (including cost of living)
- What does a financial aid offer look like?
- Size of campus (large or small, total number of students, faculty / student ratio)
- Do they have your intended major(s)?
- Academic advising / counseling services
- Study abroad / internship opportunities
- Student life and organizations
- On-campus facilities (gym, health center, classrooms, etc.)

Visit Colleges

Spending a few hours on a college campus can help you determine if it's the right fit. You can start by visiting college campuses that are near you via a short bus ride or drive away. Your high school may often provide field trips to nearby college campuses. You can even make it a family trip, or a day trip with your friends.

Special tip: There are many out-of-state colleges that will offer to fly you out and host you for a campus visit. As you conduct your search, you may find schools that provide this service through their Admissions offices. Do not pass up an opportunity for a free trip and a chance to explore a different part of the country!

Start a College List

As you continue to do your research and begin to visit colleges, you will start to develop a list. This list will include a broad range of schools that you are interested in based on a number of reasons. Be patient and flexible with your list, as it may change over time.

Best of luck! 🍀

CONSIDER THE COMMUNITY COLLEGE ROUTE

by Nancy Arteaga, Coordinator, Community College Programs, UC Irvine

Approximately 1 out of 3 UC students begin their higher educational journeys at a community college and 2 out of 3 transfer students who apply to a UC get in.

There are many reasons why students are opting to enroll in community college after graduation and even more reasons why this is the right pathway for a number of students. Whether it is to save money, stay closer to home, or to have a more intimate learning experience while exploring majors, community college is no longer a last resort. Community colleges have the highest student enrollment, more than any other higher education option.

For high school students considering community college, it is important to be aware of the careful planning, hard work, and transfer requirements early on to avoid unnecessary delays. As transfer becomes increasingly competitive, early identification models help ensure that more students are aware of and prepare for transfer as early as possible.

Here are a few things for you to consider in mapping your college options:

While still in high school, you can take steps to improve your readiness for community college and the transfer process by:

- ▶ Taking Advanced Placement (AP) classes
- ▶ Taking math courses every year
- ▶ Enrolling in summer sessions at local community colleges


It is important to note that not every community college offers the same degrees or support programs. Researching community colleges is crucial to find out which institution is best suited for individual educational goals and life situations.

Consider:

- ▶ Programs offered
- ▶ Proximity
- ▶ Transferable classes
- ▶ UC Transfer Prep services

Community college can seem overwhelming without planning. However, the process can be broken into a few easy steps:

- ▶ Complete an online application
- ▶ Log into your student portal
- ▶ Apply for financial aid
- ▶ Registering for an online or in-person orientation
- ▶ Take placement exams
- ▶ Meet with a counselor
- ▶ Register for classes
- ▶ Pay enrollment fees

For information on the transfer process, UC transfer pathways, and UC transfer support services visit <http://admission.universityofcalifornia.edu/transfer>. 



DID YOU KNOW?

UCI offers an Early ID program for high school students considering the community college route. We can assist you with the transfer process.

WHAT'S NEXT?

THE ADMISSIONS AFTERMATH

Bianca Leon, Ed.D., Associate Director, Admissions & Relations with Schools, UC Irvine

Congratulations! You have been admitted.

For almost four years, those are the words you have been waiting to read in your college acceptance letter. Soak up the excitement and happiness that comes with the accomplishment. However, please remember that you aren't done! All admission offers are provisional.

You must finish with strong grades and ensure that your final grades are reported accurately. Additionally, every college has a "To Do List" to guide you along the road and secure your admissions offer. For instance, the University of California (UC) system has a "My Admission" portal. Through this portal, you can communicate with your admissions counselor and check what documents the admissions office is asking you to submit. Once you are officially admitted, you will have to follow another list of steps to ensure that you are ready for your first year of college. Below is a general checklist to keep in mind:

- 
- Avoid senioritis!** Meet your admission conditions! Each campus will inform you of what you need to maintain for the remainder of your senior year. Knowing this information will help you to keep your admissions status. Pay close attention to each college's requirements such as, minimum GPA for senior year coursework and whether or not dropping courses or receiving non-passing grades is permissible.
 - Turn in appropriate documentation.** Mark May 1st as an important date on your roadmap to success! Every year, this is the deadline for submitting your Statement of Intent to Register, Statement of Legal Residence and Housing Application. If you have decided to attend a UC system school, this is done through the "MyAdmission" portal.
 - Connect with other admitted students on social media.** Each UC campus has social media networks. This is a great place to meet fellow UC students. These social media platforms will keep you "in the know." Additionally, you will meet other students who will start with you in the fall!
 - Submit official transcript(s) and test scores.** July 1st is another important date you should add to your calendar! You are responsible for making sure to request that all official transcript and test score documents are sent to the campus you have chosen to attend. Give yourself enough time to request the documents. This will keep you from missing deadlines that could potentially jeopardize your admissions offer.
 - Attend a summer orientation program.** All UCs provide orientation services and programs to help you transition into their campus. Take advantage of this opportunity! It is great preparation for the fall!
 - Enroll in courses for the Fall quarter.** This often entails attending an advising session with an academic counselor from the academic unit that houses your major.
 - Move into your new student housing.** Make sure to check your email and postal mail to ensure that you respond to any housing requests and required forms. Make sure to provide them with all the information they need to ensure that you have a smooth transition into student housing.
 - Attend events and programs offered to entering students.** The week before classes start, you will be offered a lot of opportunities to settle into campus. You should consider getting involved in different student organizations, find an on-campus job, get acquainted with dorm mates, and attend social events.

UNDERSTANDING YOUR FINANCIAL AID AWARD AND COVERING YOUR COLLEGE COSTS

by Jamal Collins, *Financial Aid Outreach & Communications Liaison, UCOP*

All colleges and universities publish Cost of Attendance, or “student budget” figures that give you an estimate of the annual cost to attend their school. The student budgets include tuition and fees as well as living expenses – food, housing, books and supplies, and transportation.

While the student budget provides an estimate of the annual cost to attend a university, the financial aid award tells you the programs you can use to cover those costs. Financial aid comes in three types:

Gift Aid: Free money for college, usually called grants and scholarships

Loans: Funds that must be repaid after you graduate

Work-Study: Funds earned through working on campus

Although the financial aid award will describe all of the resources available to you, it can be hard to compare notices from different colleges. The best way to understand your cost for a particular college is to identify the “Gift Aid” offered to you and subtract it from the student budget. This formula will give you your “Net Cost.” The “Net Cost” is the “bottom line” for you and your family for the first year.

NET COST FORMULA

$$\text{Student Budget} - \text{Gift Aid} = \text{Net Cost}$$

You can use this formula to compare the “bottom line” from different schools.

The chart below shows a student who is comparing the net cost at UC to a private university. If we only compared the “Gift Aid” with no context it appears that the private school is giving the more generous financial aid award. However, once the student budget is factored in, the story changes. In this example, when using “Net Cost,” we see that UC is the more affordable option.

AWARD COMPARISON


	UC SCHOOL	PRIVATE UNIVERSITY
STUDENT BUDGET	\$35,000	\$60,000
GIFT AID	-\$25,000	-\$35,000
NET COST	\$10,000	\$25,000

IMPORTANT! Remember that there are tools to help you and your family cover the net cost, including part-time work, student and parent loans, and payment plans. 📌

**THE MOST IMPORTANT THING TO KNOW IS THIS:
COLLEGE IS AFFORDABLE. YOU CAN DO IT AND WE CAN HELP!**

CREATE YOUR OWN SAVINGS

Even after you choose a college, you can look for ways to further reduce your “Net Cost” by making smart choices. Start by looking for savings opportunities for each line item in the student budget:



Books and Supplies:

You may find significant savings by renting books or using e-books compared to purchasing them directly from the campus book store.



Housing:

Look into all of the housing options available to you and determine what is best for your success as a student as well as for your budget.



Food:

When you are not utilizing a campus meal plan, prepare your own meals to save money rather than eating out at restaurants.



Transportation:

This will also vary depending on where you plan to live while attending. Plan accordingly and try to reduce the amounts spent on transportation.

A ROADMAP TO SUCCESS: NAVIGATING TIME AND STRESS MANAGEMENT

by Jas Tilghman, Ph.D., *Senior Psychologist, UC Irvine Counseling Center*
Kenneth Oden, MA, *Special Assistant to Dean of Students*



For most of you, the college journey might feel like a road trip without direction.

The distance you travel is, often times, dictated by your ability to positively cope with several life challenges. As first-generation college students, at both the undergraduate and graduate level, we have overcome many obstacles. Over the years, we have acquired a set of coping strategies to help ease the overwhelming transition from high school to college.

1. Organizational Skills.

College students have many responsibilities. Your ability to manage your time and stress, while staying on top of your academics, is key to success. How do you currently organize your time? Be honest with yourself. Reflect on what works for you and your learning style. Perhaps this means buying or creating a planner. For others, it might mean setting reminders on their cell phones. Regardless of what form this may take, it will help you to plan your personal and school commitments. These commitments may include class attendance, study time, exams, and possibly, even employment. Also, be prepared to change your study habits. For instance, the way you organized your notes in high school might not work in college. This may surprise and/or even frustrate you. Develop a study system and close network of friends that can serve as study buddies.

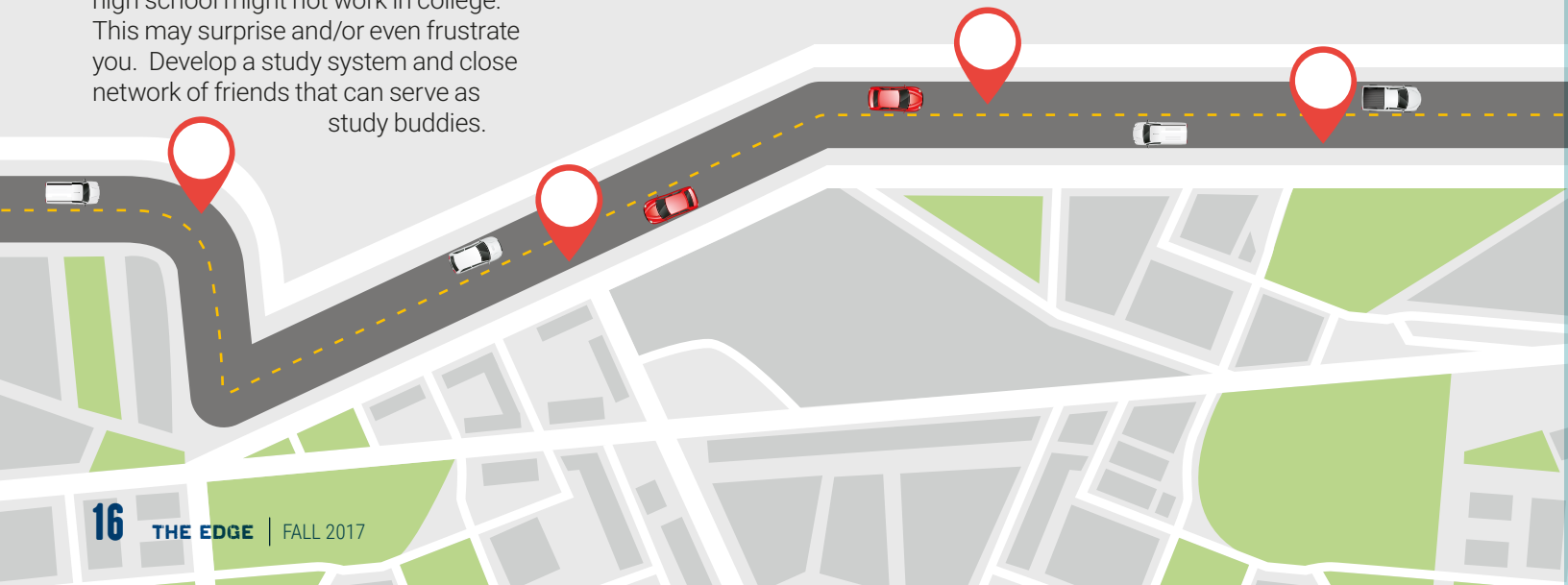
2. Support Circle. Your first year of college can bring forth many different emotions. Invest your time in creating a close network of friends. This way you won't feel alone on your journey. As you become more comfortable with college life, keep building that circle of support. We assure you that those relationships will be key to expanding your resource pool. Aside from friends, take advantage of extracurricular clubs, study groups, internships, volunteer work, tutoring services, and/or campus jobs. Additionally, find a mentor to help you navigate the realm of academia. Utilize the "Fav 5 model" to identify five individuals who have demonstrated investment in your success. Along the way, be sure to make frequent pit stops to your professors' office hours. This will demonstrate that you are committed to your education. It is also a great way of developing a potential mentor-mentee relationship.

3. Establish Boundaries.

Throughout your travels, you will find many distractions. You might be mesmerized by a flashy billboard that leads nowhere. Or you may be sidetracked by a car crash. The distractions can be endless. Set your own speed limits with those around you. As first-generation college

students, it is difficult to set boundaries with our own families. At times, they might not understand the rigor of college life. Yet other times, it is our friends who do not understand our educational goals. This can cause stress as we see our relationships undergo transformation. Stand firm. What do you expect of yourself? What do you expect of your friends and family? Are your relationships contributing to your health and wellness in a positive manner? Only you know the answer!

4. Self-Care. This is what we like to call "U Street." As a college student, stress is inevitable, especially as you undergo all sorts of changes in your environment. You may start to feel like you don't have time for yourself. However, making time for yourself should always be a top priority. This includes adequate sleep, nutrition, water intake, and level of physical activity. These elements are vital to healthy bodily function, as well as managing time and stress. Also, engage in stress-relieving activities, which may include music, coloring, creative writing, crafts, reading or any other hobbies. What does self-care look like for you? Go explore! 🚩



YOUR CAREER JOURNEY: MORE THAN YOUR MAJOR

by Suzanne Helbig, *Director, Career Center, UC Irvine*

There is no doubt that employers highly value college education, and earning a degree is critical for career advancement. Compared to high school graduates as a whole, college graduates collectively have higher employment rates, higher salaries and greater levels of job satisfaction, especially over time. A college degree is a great investment in your future.

So, how are you planning to make the most of your investment? Are you convinced majoring in business, engineering, or something “practical” is what you need? It’s true, these disciplines can be very satisfying if you find them interesting and they can open doors to knowledge and skill building opportunities. But, what if your curiosity leads you to other majors?

There is good news for all of you! The truth is many employers value skills, experience, and personality as much, or even more, than what your major is. As such, students from all academic majors find employment across different industries and job functions.

If you get experience, build skills, and take advantage of your academic and students services, your job prospects are limitless. College graduates – across the spectrum of college majors – find meaningful employment in business, tech, education, non-profits, and public service.

Think about it, if an academic major equals a certain career, you should be running into professional philosophers on a routine basis. Every year thousands of undergraduates earn philosophy degrees, but you will be hard pressed to find employers seeking to fill “philosopher” positions. At the same time, philosophy majors were projected to be the top-paid humanities majors in 2016. This example illustrates that employers

are increasingly looking beyond major to seek “career ready” graduates.

Employers are looking for students who can use their strengths, interests, and abilities, especially those that encompass the following career readiness competencies. These competencies can be developed inside and outside of the classroom – no matter what your major is:

TEAMWORK → Collaborate and work within a diverse team structure; negotiate and manage conflict.

TECHNOLOGY → Select and use appropriate technology to solve problems and accomplish goals.

LEADERSHIP → Draw upon interpersonal and organizational skills to motivate and develop others to achieve common goals.

PROFESSIONALISM → Demonstrate personal integrity, effective work habits, and a professional work image.

PROBLEM SOLVING → Exercise sound reasoning, analytical thinking, and inventiveness; use knowledge and data to solve problems and make decisions.

CAREER MANAGEMENT → Identify and articulate relevant skills, knowledge, and experiences in pursuit of career opportunities; self-advocate and identify areas of professional growth.

COMMUNICATION → Show understanding of audience’s diverse needs in order to articulate thoughts and ideas clearly and effectively in written, verbal, and non-verbal forms.

INTERCULTURAL FLUENCY → Value, respect, learn from, and interact with people from diverse cultures, races, ages, genders, sexual orientations, religions, nationalities, abilities, and socioeconomic backgrounds.

Your campus community can help you identify opportunities to develop your career readiness competencies through internships, part-time work, research, extracurricular activities, and more. When you get to college, there will be numerous faculty and staff who will be excited to help you succeed on your career journey. ▣



SAGE SCHOLARS PROGRAM: ENCOURAGING CAREER READINESS THROUGH INTERNSHIPS

by Cecilia Leyva Melgoza, Program Coordinator, SAGE Scholars Program, UC Irvine

Colleges across the country have amazing programs that will provide you with internship and career guidance. At UC Irvine, for instance, the Center for Educational Partnerships helps college students achieve their maximum career potential by offering the Student Achievement Guided by Experience (SAGE) Scholars Program to juniors and transfer students. SAGE is a highly-competitive two-year program focused on leadership development and business acumen. SAGE Scholars receive training and mentorship in numerous areas related to navigating and preparing for important parts of your college and career journey. These areas include internship, employment, and graduate school search.

While on your college journey, you must begin to develop your career readiness competencies. Employers are increasingly focused on hiring high-achieving students who have obtained a formal internship experience. Think of an internship as a pit stop that provides you with practical skills in an occupation or profession.

Typically, interns work on a project for a specified amount of time. They work closely with a supervisor or mentor to complete a project. From an employer's perspective, internships create a pipeline of qualified candidates who can roll into full-time hires after graduation.



1. Search for an Internship: Explore these gold mines!

Start digging on employer websites, at college career fairs and through campus career centers. Companies typically recruit in fall quarter for summer start internships. Your search will inform you of relevant application deadlines, as well as internship requirements and perks.

2. Submit an application

After submitting your cover letter and resume, check on the status of your application with an email or phone call to the employer.

3. You have been invited to interview

Let's prepare! Email the employer to confirm the interview time and location. The email will show the employer that you have strong communication skills. Most importantly, it demonstrates a strong sense of responsibility, authentic interest, and professionalism. These qualities can be further reinforced by researching the employer's online materials. This will showcase your knowledge of the company and the position.





4. Day of Interview

First impressions are everything. The interview begins the minute you put on the suit. Here are some quick tips for the day of the interview: Dress professionally. Arrive 10 minutes before the interview. Check-in at the front office. Bring a padfolio with a pen to take notes. Bring copies of your resume to share with your interviewers. Be prepared to speak about any employment-related experience displayed on the resume you submitted. Before the closing of your interview, make sure to ask questions that are related to the company, intern responsibilities, and their hiring timeline. Remember to ask for the interviewers' business cards to follow up with a thank you email.

5. Time to follow-up!

Within 24 hours after your interview, send a personalized "thank you" email to each individual on the hiring committee. The "thank you" email should include a piece of information that you learned about the employer and/or position. Close the email by letting them know that you look forward to hearing from them. Check your email and voicemail on a daily basis in case the company wants to reach you.

6. The offer

Option A: You have been offered a position via email or phone.

If they offer the position through a phone call, try to stay calm and professional. State that you're excited about the position and joining their team. If you receive the offer through email, read it thoroughly. Follow any required steps to secure the internship position. Don't be afraid to call the company if you don't understand something.

If you have landed a paid internship, make sure to ask for an offer letter that includes the job description, internship hours, start/end dates, and the hourly wage. Ask for some time to read over your offer letter and/or to accept the internship offer. They may give you as little as a few hours or as much as a few days. Close the phone call or email by asking about the next steps for hiring. Always make sure you know your point of contact.

Option B: You were not offered the position. It's OK! Send them a "thank you" email for giving you the opportunity to apply. If you feel comfortable, ask them to give you constructive criticism that will help you for future internship interviews. This demonstrates interest in personal development. Ask them to keep you in mind for future openings. Following these steps will help employers think of you for future positions.

7. Enjoy your internship!

Part of the fun is learning about the company culture. Make sure to observe and ask as many questions as possible. This is important to establishing your sense of belonging and building relationships. Enjoy the journey!

For more information, visit the SAGE Scholars Program website to learn more about the program and student eligibility requirements: <http://sagescholars.uci.edu/>

"Interning at Glitterings has widened my knowledge of the business world in general and has given me a foundation for accounting, procurement, international trade, and experience for my future career."

—Tummy Nguyen



EXPLORE YOUR CAMPUS RESOURCES: UCI SOAR CENTER

THE FRESH BASIC NEEDS HUB

by Andrea Gutierrez, *Basic Needs Coordinator, UC Irvine*

The FRESH Basic Needs Hub is a student-initiated project intended to address students' basic needs at UCI.

Basic Needs Security refers to the food, housing, and wellness security of our community. We understand that basic needs have a direct impact on the mental-emotional-physical health, wellness, and academic performance of students.

The quality of life of our students has a significant impact on their sense of belonging, persistence, graduation, and overall experience. Therefore, we refuse to accept hunger, malnourishment, and homelessness as part of our university and we provide services to help students thrive on campus.

The Basic Needs Hub at UCI offers:

- ▶ Food Pantry: free emergency food supplies and toiletries
- ▶ Cal Fresh (EBT) application assistance
- ▶ Emergency Meal Swipes: to increase access to wholesome meals
- ▶ Emergency Grants: to assist students whose financial circumstances are affecting their basic needs security
- ▶ Referrals to on and off campus resources: to identify long term solutions for students in need
- ▶ Basic Life Skills Workshops: to increase student's skills in nutrition, cooking, and financial literacy
- ▶ Wellness corner and eating/study space 📌

RETENTION PROGRAMS

by Hannah Jones, *Student Initiated Program Advisor Retention, UC Irvine*

The SOAR Center's Retention programs promotes and aims to support the successful transition of UCI undergraduate students by promoting leadership development, building community, and providing enrichment opportunities all while ensuring students meet their requirements for degree attainment. SOAR Retention efforts act as a safety net for students and provides tools and resources for their success at UC Irvine ensuring students transition, develop, and thrive.

The SOAR Center's Retention programs provides unique tailored activities and workshops to promote student success and support students struggling with their transition through the demands of family ups and downs, community climate change, and education retention obstacles while using a holistic approach to assess and address student academic, emotional, financial, and social needs. Although the SOAR Center's Retention programs support the successful transition of all students, there is a special emphasis on first-year and transfer, underserved and underrepresented students whose retention are at a greater risk. We are committed to promoting academic excellence in efforts to ensure students meet their requirements for undergraduate degree attainment and beyond. 📌

"SOAR empowered me to pursue excellence by teaching me how to harness the talents that I already possess in order to save myself. I sought counsel with an open mind and was eventually able to receive specialized coaching opportunities; thanks to the compassionate retention staff members and the functional structure. I am now effectively navigating the spaces of the university and enjoying the spoils of implementing my optimum efforts in all areas. Not only am I adequately prepared to meet the demands of academia, but I also have tools that I will take into post education endeavors to exceed expectations; the sky's the limit!"

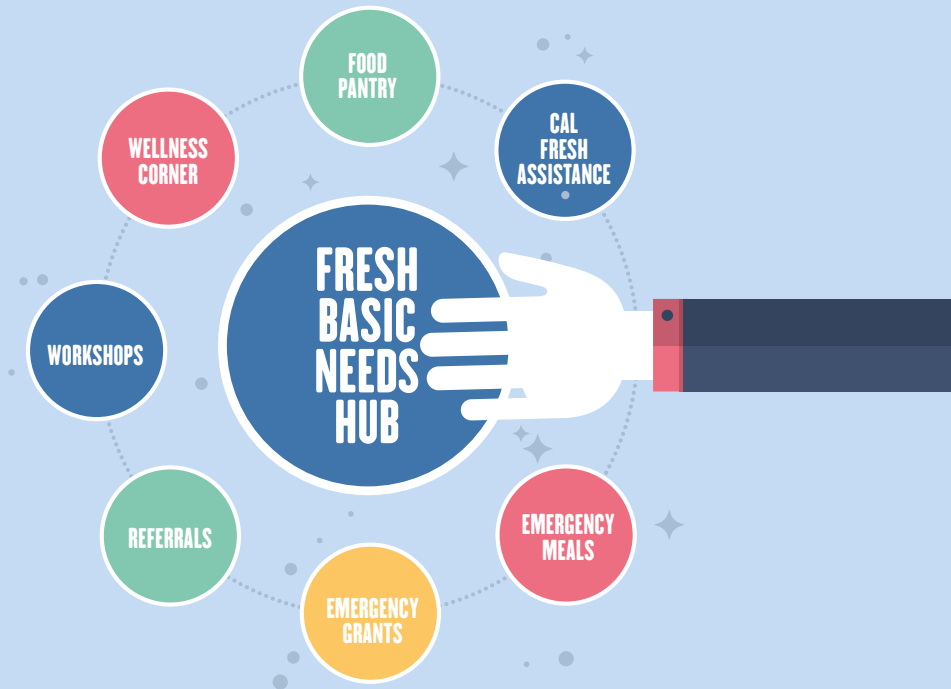
—S. L. Davis-Maxie



The Student Outreach and Retention (SOAR) Center provides support and enrichment opportunities for students at the University of California, Irvine.

“The FRESH Basic Needs Hub has helped me stay academically focused and has made it easier for me to stay on campus for longer periods of time. This gives me the opportunity to study at the library and be more productive. I am truly thankful for the food pantry as it has always been there for me.”

—Peter the Anteater



OUTREACH PROGRAMS

by Andy Le, *Student Initiated Program Advisor Outreach, UC Irvine*

The Student Initiated Academic Preparation (SIAP) program aims to increase college access among underrepresented 7th to 12th grade students

(e.g. first-generation and low-income) by collaborating with registered campus organizations at UCI to support their implementation of student-initiated outreach projects (e.g. tutoring and mentorship) serving local Title 1 school sites. The outreach projects occur either before or after school in a supervised classroom setting with a college advisor. Our outreach projects provide youth services to specific areas in Southern California, mainly in Orange, Los Angeles, and Riverside counties.

Prospective students receive a combination of tutoring and mentorship support from current UCI undergraduate leaders from various academic disciplines. Our undergraduate leaders facilitate academic preparation activities that contribute to increasing the achievement, development, and UC eligibility of prospective students. Academic preparation activities include, but are not limited to the following topics: choosing a major, 4 systems of higher education, career exploration, financial literacy, and cultural competency. Overall, the SIAP program is committed to inspire, motivate, and guide students from underserved communities to pursue higher education. ▣

“SIAP is a wonderful program that allowed me to excel in my own unique way, comfortably by learning from different successful professionals and meeting down to earth college mentors. My overall program experience has motivated me to be successful in my pursuit of higher education.”

—Lena Nguyen



THE DREAMERS RESOURCE CENTER

by Ana Miriam Barragan, *Dreamers Coordinator, UC Irvine*

The Dreamers Resource Center is dedicated to serving undocumented students throughout their journey at UCI.

Our programs and services support students to achieve personal, academic and professional excellence.

SERVICES:

- ▶ Free legal support and referrals for students and their families
- ▶ Private consultations to discuss academic or personal matters
- ▶ Financial aid guidance and financial literacy consultations
- ▶ Professional and career advising
- ▶ Student wellness support
- ▶ Housing relocations

GET INVOLVED:

Dream Scholars Program: Thriving, Not Just Surviving

To ensure students' retention and academic success, the program is designed for current undocumented undergraduates who are motivated to achieve academic excellence in a safe and inclusive environment through campus involvement, research opportunities, and essential faculty and staff guidance.

Dreamers Advocate Internship: For Students By Students

To provide professional opportunities to students and raise awareness about undocumented student issues, program participants develop and implement programs that aim to better serve the undocumented community on- and off-campus.


Dream Circle

In partnership with UCI's Wellness and Health Department, the Dreamers Resource Center offers regular support group meetings. These meetings provide practical skills for stress management, anxiety reduction, and community building. 📌

CONTACT US:

Ana Miriam Barragan, *Dreamers Coordinator*
 Office: (949) 824-6390
ambarrag@uci.edu
<http://dreamers.uci.edu>
<https://uci.youcanbook.me>

Jacqueline T. Dan, *Staff Attorney*
 University of California Immigrant Legal Services Center
jacqueline.ucimm@law.ucdavis.edu
<https://law.ucdavis.edu/ucimm/>
<https://uci-immigration-attorney.youcanbook.me>



RECOGNIZE THIS STICKER?

471 UCI faculty and staff have taken the AB540 and Undocumented Ally Training.

We have liaisons across campus including academic schools, Counseling Center, Graduate Division, and the Study Abroad Center.

10 THINGS YOU NEED TO KNOW ABOUT THE CALIFORNIA DREAM ACT

You can find a detailed version of these tips at the California Student Aid Commission site:

www.csac.ca.gov/pubs/forms/grnt_frm/10_things_you_need_to_dream_act.pdf

1.

The California Dream Act allows certain students who meet the requirements below to apply for and receive state financial aid at California public and private colleges and private scholarships administered by California public colleges.

2.

California Dream Act Application information is not shared with federal databases. Student and parent information is protected by the same privacy and information security laws and safeguards as all other state financial aid applicants.

3.

Students need to meet Assembly Bill (AB) 540 qualifications. For a detailed list of qualifications, please see:

http://www.csac.ca.gov/pubs/forms/grnt_frm/10_things_you_need_to_dream_act.pdf

4.

Apply at www.caldreamact.org, to qualify for California Community College Board of Governor's (BOG) fee waiver, Cal Grant, Middle Class Scholarship at University of California or California State University campus, Chafee Grants for foster youth, and other state financial aid.

5.

California students who have applied for or received approval for Deferred Action for Childhood Arrivals (DACA) should complete the California Dream Act Application, NOT the Free Application for Federal Student Aid (FAFSA). Learn more about DACA at www.uscis.gov, www.e4fc.org, or www.weownthedream.org

6.

After completing the California Dream Act Application, check with your campus financial aid and scholarship office for further details or requirements.

7.

Cal Grants are free money for college that does not have to be paid back. You must complete your CA Dream Act Application, and you must submit a school-verified GPA by March 2. Depending on your school choice, you could qualify for \$12,294 annually for up to 4 years of college.

9.

AB540 students can apply for private scholarship aid administered by public and private colleges and universities. Check with your campus for program details and application information.

8.

Get help applying at a Cash for College workshop. Find workshops at www.cash4college.org

10.

The California Dream Act Application may be used by the UC or CSU to administer college loans. Ask your campus for more details.



DESTINATION GRADUATION

going places

powered by **Orange County United Way**

LIVE UNITED



Orange County United Way

LEARN MORE BY VISITING UNITEDWAYOC.ORG/EDUCATION

UCI Center for Educational Partnerships

THE EDGE

VOLUME 8 | ISSUE 1 | FALL 2017

Co-Directors: Ashley Cheri, *Director, EAOP, UC Irvine*

Co-Directors: Brenda Beza, *Community Liaison, UC Irvine*

Co-Directors: Cesar Becerra, *Executive Assistant, UC Irvine*

Contributors:

Susan B. Parks, *President and CEO, Orange County United Way*

Kandance Aragon, *Program Coordinator, EAOP, UC Irvine*

Cristina Flores, *Assistant Director, EAOP, UC Irvine*

Julie Lindo, *Program Coordinator, Upward Bound, UC Irvine*

Hannah Jones, *Student Initiated Program Advisor Retention, SOAR, UC Irvine*

Zelotes Smith, *Assistant Director, Financial Aid & Scholarships, UC Irvine*

Jorge Padilla, *Program Coordinator, EAOP, UC Irvine*

Nancy Arteaga, *Coordinator, Community College Programs, UC Irvine*

Bianca Leon, Ed.D., *Associate Director, Admissions & Relations with Schools, UC Irvine*

Jamal Collins, *Financial Aid Outreach & Communication Liaison, UCOP*

Jas Tilghman, Ph.D., *Senior Psychologist, Counseling Center, UC Irvine*

Kenneth Oden, MA, *Special Assistant to Dean of Students, UC Irvine*

Suzanne Helbig, *Director, Career Center, UC Irvine*

Cecilia Leyva Melgoza, *Program Coordinator, SAGE Scholars Program, UC Irvine*

Andrea Gutierrez, *Basic Needs Coordinator, SOAR, UC Irvine*

Andy Le, *Student Initiated Program Advisor Outreach, SOAR, UC Irvine*

Ana Miriam Barragan, *Dreamers Coordinator, UC Irvine*

Design: m2design group

University of California, Irvine | Center for Educational Partnerships

Thomas A. Parham, Ph.D., *Vice Chancellor, Student Affairs*

Stephanie Reyes-Tuccio, Ph.D., *Assistant Vice Chancellor, Educational Partnerships*

Santana Ruiz, *Associate Director, Center for Educational Partnerships*

University of California, Irvine

Student Affairs

Helpful
Internet
Resources



www.cfep.uci.edu/theedge/online-resources