

THE EDGE

**THIS
ISSUE** | Race to
Success



LOVE AMAZON?

Turn to the back cover to find out how to win a **FREE** \$50 Amazon gift card!



INSIDE:

- 3 The Starting Line: Understanding the A-G Requirements
- 4 What Is Your College Starting Lane?
- 4 2019-20 College Timeline
- 7 College Application Comparison
- 8 Understanding the Difference: SAT vs. ACT
- 9 Essential Guide for the FAFSA Application
- 10 Getting the Most Out of Your Personal Insight Questions (PIQs)
- 11 Do's and Don'ts in Your PIQs
- 12 You Are Eligible for the Race: College is for Undocumented Students
- 13 Finding Free Money to Pay for College
- 14 Choosing the Perfect College for You
- 16 Community College Track to the UCs
- 17 Our Promise to You: The California Promise
- 18 Getting Accepted is Just the Start: Making it to the Final Lap
- 19 Helping Your Senior Student Complete the Race
- 20 Time Management: Adjusting to a College Lifestyle
- 21 Major and Career Options: Finding a Career in Nursing
- 22 FRESH Basic Needs Hub

UCI Center for Educational Partnerships



Dear student,

We are pleased to share the latest issue of *THE EDGE!* This issue of *THE EDGE* is designed for ALL students in high school who have the will and desire to turn their dreams of a successful and exciting future into reality. The path to the best jobs, a high quality of life and acquiring the skills necessary to give back to your community is clear: you need a college education.

Most students know how important college is, but are overwhelmed by which educational route to choose, how to get there and how to pay for it. Don't worry, the Center for Educational Partnerships and the School of Education at the University of California, Irvine are here to support you. Over the past two decades, we've helped thousands of students achieve their educational goals. The following articles will walk you through some of the choices and requirements for college admission and financial aid that otherwise might be confusing. Inside, you will even find advice for your parents, who likely have their own questions about how they can best support you.

Whether you are a freshman or senior, it is never too early or too late to become better informed about your options and the support that is available to help you pursue your dreams. Knowledge is power, but you need to take the first step by taking the time to read through these articles and making sure that your critical questions are answered. Don't be a victim of mistaken assumptions about who can and cannot go to college, especially when it comes to finances. Do you know about the University of California's Blue and Gold Plan? If your family earns less than \$80,000 per year, and you think money can stop you from going to college, you need the kind of information found inside the pages of *THE EDGE*. Continue on for all the details, and we'll see you on campus.

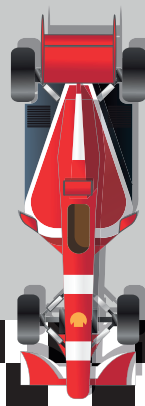
Sincerely,

Richard Arum, Ph.D.
Dean, School of Education,
University of California, Irvine

Stephanie Reyes-Tuccio, Ph.D.
Assistant Vice Chancellor Educational
Partnerships, University of California, Irvine

THE STARTING LINE: UNDERSTANDING THE A-G REQUIREMENTS

by Julie Lindo, Assistant Director, Upward Bound, UC Irvine



As a high school student, you might often hear that you need to plan your high school courses early to ensure you meet the A-G requirements.

In fact, to meet the A-G requirements, you must complete 11 year-long courses before your senior year of high school. To many high school students, the thought of this can be overwhelming, and thinking about the future is sometimes stressful for everyone. However, learning about what you must do to meet the A-G requirements is a step in the right direction.

Higher education institutions, such as the UCs and CSUs require students to complete the A-G requirements to ensure that they are ready for

college-level coursework. You can work to meet only the very basic entrance requirements, or challenge yourself to go further by meeting the recommended requirements.

Earlier in 2019, it was announced that the Category D requirement, Laboratory Science, could be met with new courses, which varies by high school. For more information visit (<https://admission.universityofcalifornia.edu/admission-requirements/freshman-requirements>) and talk to your counselor or higher education coordinator about the options available at your school.

Although not required, it is highly advised that you complete the recommended number of years for each requirement and take Honors,

AP, or IB courses (if available at your school) to be a competitive applicant. Honors, AP, and IB courses provide a weighted grade which can help you attain a higher GPA.

Being a competitive applicant can be beneficial in gaining admission to the campuses and majors that are impacted or highly competitive. If you are uncertain about your course options, or whether they are A-G approved, visit the UC A-G Course List (<https://hs-articulation.ucop.edu/agcourselist>). Remember, you can only satisfy the course requirement by earning a "C" or better in all classes.

See the chart below for a breakdown of the A-G Required and Recommended courses:


CATEGORY	NAME	REQUIRED	RECOMMENDED
A	History/Social Science	2 years	2 years
B	Language of Instruction (English)	4 years	4 years
C	Mathematics	3 years	4 years
D	Laboratory Science	2 years	3 years
E	Language other than English	2 years	3-4 years
F	Visual and Performing Arts	1 year	1 year
G	College-Preparatory Elective	1 year	1 year

WHAT IS YOUR COLLEGE STARTING LANE?

by Paola Sotelo, Program Coordinator, EAOP, UC Irvine


Many high school students find themselves in similar situations when it comes to decisions on what path to follow after high school and you can learn from their experience. A student's academic, personal, and financial background, as well as their aspirations and goals, are key factors in determining their paths. Thankfully, there is a pathway for every student, regardless of their circumstances. Here are examples of three bright students who chose different pathways to achieve the same goal: attaining a college degree.

STUDENT #1: VITICA A.



PATHWAY: Community College to UC

SCHOOL PATH: Savannah HS to Fullerton College to UCI



HS GPA: 2.79

CC GPA: 3.02

UCI GPA: 3.90

SAT Score: 1390/2400 (taken in 2014)

ACT Score: 23 (taken in 2014)

Completed A-G Requirements: No

On track to graduate: Yes

Did you apply to multiple campuses across the board? (UC, CSU, CC, Privates)

While in high school I only applied to CSUs, but ended up at a community college out of high school. Out of community college, I applied to both CSUs and UCs.

Why did you choose to attend Community College first and then transfer?

In my youth, I suffered a lot of abuse and familial problems that didn't stop until the end of my junior year in high school. Even though I was a bright college-bound student, the circumstances of my home life negatively affected my mental health and, ultimately, my academics. This exacerbated my poor mental health

and eventually led to my transfer to a different high school in my senior year. Due to the change in high schools, I was unable to fulfill the A-G language requirement. I "Googled" my options and learned about community college and my transfer options. Eager to achieve my dreams of becoming the first in my family to attend a university, I enrolled in an Intro to Psychology class my last semester of high school to get a head start. This ensured that I would not get caught up in the workforce, and to symbolize a new beginning for myself.

What were some factors that you took into consideration?

After I completed the GE requirement for transfer students, along with my Associates in Psychology, I applied



2019-20 COLLEGE TIMELINE

by Ashley Cheri, Ed.D
Director, EAOP, UC Irvine

- ✓ **August 1st:** UC Application open at <https://admission.universityofcalifornia.edu/apply-now.html>
- ✓ If planning to submit the UC application, now is a good time to start preparing responses for the Personal Insight Questions (PIQs). See pages 10-11 for help.
- ✓ Search and apply for available scholarships. See page 13 for more information.

- ✓ **September 1st-30th:** UC Transfer Admission Guarantee (TAG) filing period for Fall admissions <https://admission.universityofcalifornia.edu/admission-requirements/transfer-requirements/transfer-admission-guarantee-tag.html>
- ✓ **September 6:** Registration deadline for the October 5th, 2019 SAT Test and SAT Subject Test
- ✓ **September 20:** Registration deadline for October 26, 2019 ACT Test
- ✓ Create a list of universities you plan to apply to and participate in college fairs at your school and in your community.

to CSUs and UCs. Among them were UCI, UCLA, CSUF, and CSULB. Some factors that I considered before I SIR'd was the distance from my mom. At the same time, I also had two restaurant jobs that I needed to keep in order to support myself, so I needed a school that wasn't too far from work. Lastly, my mom not only wanted me to be a first-generation university student, but also a successful one. She encouraged me to choose a UC school regardless of the cost, because she knew the experiences I would cultivate there were worth more than money could buy. I was worried about how we could afford it, and if it would be worth it, but after being at UCI for a year, I appreciate her so much for doing so.

Are you from the local area? If not, where are you from?

Yes, I was born and raised in Anaheim, California.

Any advice for students?

To whoever is reading this and feeling discouraged, just know that there is nothing that life will give you, that you can't handle. It won't be easy at first, nothing of value is, but stay diligent and keep trying, I promise you there is always another way to achieve your dreams.

STUDENT #2: KENIA L.



PATHWAY: High School to CSU

SCHOOL PATH: Savanna HS to CSU Fullerton



HS GPA: 3.65

SAT Score: 950

ACT Score: 18

Completed A-G Requirements: Yes

On track to graduate: Yes

Did you apply to multiple campuses across the board? (UC, CSU, CC, Privates)

I applied to UCs, CSU, and CC. I regret not applying to privates.

Why did you choose to attend a CSU right out of High School?

I chose this route because I heard CSUF had a good Public Health program and it was the closest CSU to my home.

What were some factors that you took into consideration?

The factors I considered were how far from home I would be and whether I wanted to live on or off campus. I also wanted a medium- sized campus, not too big, not too small.

Are you from the local area? If not, where are you from?

I am from the local area of Santa Ana, CA.

Any advice for students?

Explore! Check out campuses, majors, or any hobbies that interest you.

Regardless of what college pathway you decide is best for you, remember that you have many options. There are 114 community colleges, 23 CSUs, 9 UCs and many private schools within the state of California. What college pathway will you choose?



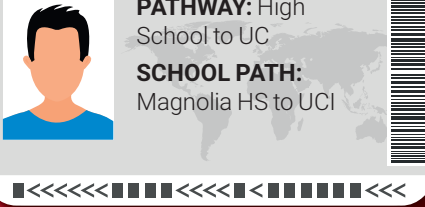
- October 1st-November 30th:** CSU Application opens
- October 1:** CA Dream Act and FAFSA applications open! See page 12 for more information.
- October 1:** Filing period for Cal Grant GPA Verification Form submission begins
- October 3:** Registration deadline for the November 2, 2019 SAT Test date.
- Visit potential campuses and participate in college fairs

- November 1st-30th:** Filing Period for UC Application
- November 8:** Registration deadline for December 7, 2019 SAT Test date.
- November 8:** Registration deadline for December 14, 2019 ACT Test date.
- November 30:** UC/CSU applications due!

- Make sure to send your official test scores to the universities to which you applied and continue searching and applying for available scholarships!

- January 4th:** Online application updates open for transfer applicants to report final fall grades and in-progress or planned coursework (priority deadline Jan. 31)
- January 10:** Registration deadline for February 8, 2019 ACT Test date.
- Ask your counselor about your Cal Grant GPA Verification Form and make sure it gets sent.

STUDENT #3: DANTE G.



PATHWAY: High School to UC
SCHOOL PATH: Magnolia HS to UCI

HS GPA: 3.80
SAT Score: 1100/1600
ACT Score: Didn't take it because I wasn't sure what it was for.

Completed A-G Requirements: Yes
On track to graduate: Yes

Why did you choose to attend a UC right out of High School?

I chose to take the UC route straight from high school out of fear. In my community, students often go to community college and end up dropping out a few years in. After seeing this and experiencing it through friends and family, I tried to prevent that from happening and tried everything in my ability to prevent going to a community college. After experiencing college, I now understand that there is no conventional route to higher education and that the CC system is a great institution for students to kickstart their educational careers and learn.

Are you from the local area? If not, where are you from?

I'm from Anaheim, California.

Any advice for students?

After being at the university for a year, I want to say that there is no right or wrong way to do school. No one route is better than another. At the end of the day, college is what you make of it and what you put in, you will get back. No one is less if they go to a community college and no one is better if they go to private, the purpose of college and higher education is to advance yourself professionally, develop as a person, and most importantly to learn!

Did you apply to multiple campuses across the board? (UC, CSU, CC, Privates)

My senior year, I had the fee waiver, so it allowed me to apply to UCs, which were Berkeley, Irvine, San Diego, and Santa Barbara. For CSU's, I had to pay out of pocket, so I only applied to CSU Fullerton and CSU Long Beach.

What were some factors that you took into consideration?

The main factor when choosing a school was price. Although going to a prestigious private 4-year was a dream, it was not a viable option due to the price of tuition along with miscellaneous expenses. The main reason that I chose UCI as my school was due to my financial aid package covering a large sum of my tuition.



- Visit colleges you applied to so you are ready to make a decision when admission letters start coming in next month!
- February 14:** Registration deadline for March 14, 2020 SAT Test date.
- February 28:** Registration deadline for April 4, 2020 ACT Test date.


- March 1st:** You are almost there! Notification of Fall 2020 admissions decisions begins. Keep an eye on your email and postal mail for acceptance letters; be patient, it may take time for them to get to you!
- March 2:** California Dream Act and FAFSA application DUE for priority consideration of financial aid!
- March 2:** Deadline to submit Cal Grant GPA Verification Form to be eligible for Cal Grants
- March 31:** Notification of Fall 2020 admissions decisions for freshman applicants is complete.

- April 3:** Registration deadline for May 2, 2020 SAT Test.
- Visit campus open houses and start finalizing your decision about which campus you will attend in the fall.
- Maintain academic GPA; Remember, you must pass all courses with a "C" or better to keep your admissions to all universities.

COLLEGE APPLICATION COMPARISON

by Angel Sanchez, Program Assistant, EAOP, UC Irvine

	COMMUNITY COLLEGE	CAL STATE UNIVERSITY	UNIVERSITY OF CALIFORNIA	PRIVATE AND OUT-OF-STATE
WEBSITE	cccapply.org	calstate.edu/apply	universityofcalifornia.edu/apply	commonapp.org
APPLICATION SUBMISSION	1 application for EACH campus (113 campuses)	1 application for all campuses	1 application for all campuses	1 application for EACH campus
SUBMISSION PERIOD	You may submit an application at any time but deadline for enrollment in the upcoming term varies by college	October 1st-November 30th	November 1st-November 30th (Application opens August 1)	Varies by college
COST	Free	\$70 per campus	\$70 per campus	Varies by college
FEE WAIVERS	Not applicable	Waiver to 4 campuses (if eligible, apply online within CSU application)	Waiver to 4 campuses (if eligible, apply online within UC application)	If you feel that your financial circumstances might qualify you for an application fee waiver, you can request a fee waiver in the Common Application Fee Waiver section in the Profile section
ENTRANCE EXAMS	No exam needed for admission.	REQUIRED: SAT with Essay or the ACT	REQUIRED: SAT with Essay or the ACT with Writing RECOMMENDED: 2 SAT Subject Tests from 2 different disciplines	Varies by college
REQUIRED DOCUMENTS	-High School Information -High School Transcript -SSN or ITIN	-High School Information -High School Transcript - SAT or ACT test scores -SSN or ITIN	-High School Information -High School Transcripts - SAT or ACT and AP test scores -SSN or ITIN	-High School Information -High School Transcripts - SAT or ACT and AP test scores -State of residence information
ESSAY REQUIREMENT	Not required	Not required	Personal Insight Questions: Applicant must answer 4 out of 8 questions.	Short Answer and Personal Essay on your topic of choice
STUDENT SUPPORT PROGRAMS	Extended Opportunity Programs and Services (EOPS)	Educational Opportunity Program (EOP)	Only UC schools that have an Educational Opportunity Program (EOP) are UCB, UCD, UCSB, & UCSC. However, there are comparable programs at the other UC schools.	Each Private and Out of State College have their unique student support programs.
GPA MINIMUM	No GPA requirement. You must be 18 years or older, or have one of the following: a high school diploma, GED, or equivalent	2.0 minimum in A-G courses taken during 10th-11th grades	3.0 minimum in A-G courses taken during 10th-11th grades (must finish 11 of the 15 courses by the end of 11th grade)	Varies by college



- May 1st:** Deadline for admitted freshman to submit Statement of Intent to Register (SIR) to UC/CSU campuses. This is your LAST CHANCE to submit your final selection to attend one campus.
- May 1:** Notification for Fall 2020 admission decisions for transfer applicants is complete.
- May 8:** Registration deadline for June 6, 2020 SAT Test date.
- May 8:** Registration deadline for June 13, 2020 ACT Test date.

- May 9:** All incoming UC freshman who have not met the entry level writing requirements by April 1st must take Analytical Writing Placement Exam (AWPE) test. For more info visit: <https://www.ucop.edu/elwr/>
- Reminder for AP Exams: Make sure to take the AP exams listed on your college applications.z
- Request and send official transcripts from your high school registrar and make sure they are sent to the university you plan to enroll in, the deadline is July 1st, 2020.

- June 1st:** Deadline for admitted transfer students to submit SIR to UCs.

- July 1st:** Deadline to submit final, official transcripts to UC campuses.
- July 15:** Deadline to submit official AP, IB exam results to UC campus admissions office. Test scores must be postmarked or electronically submitted on or before July 15.


UNDERSTANDING THE DIFFERENCE: SAT VS. ACT

by Kimberly Balderrama, Director, Upward Bound, UC Irvine

As a high school student interested in attending a 4-year college, tests are to be expected whether they are midterms for your classes or standardized tests for your high school. As you continue into your junior and senior years you will need to understand the importance of specific test and how to prepare for them. These tests often need a game plan in order for you to perform to your potential.

While it is not an absolute requirement for high school students to take the ACT or SAT, whether you decide to take one or both of these exams may depend on you as the student, your career goals, and the type of institution you want to attend. Both the University of California and the California State University systems require high school seniors to take and submit scores for either the ACT or SAT. Similarly, private colleges, such as the University of Southern California and Chapman University, also require students to take and submit their ACT or SAT score. In addition, high school seniors, depending on the major or program, may need to submit the SAT Subject Test. Alternately, there are quite a few colleges and universities that do not require standardized testing as part of the admissions process. For example, California community colleges do not require either test. You can find a complete list of these institutions at www.fairtest.org.

Most students will need to take one of these two test. In an effort to determine which test is best for you, below are a few key differences between the two tests:



	SAT		ACT	
	Time	Questions	Time	Questions
READING	65 minutes	52	35 minutes	40
WRITING AND LITERATURE	35 minutes	44	45 minutes	75
MATH	55 minutes	38 with a calculator	60 minutes	60
	25 minutes	20 without a calculator		
SCIENCE	N/A	N/A	36 minutes	40

A couple of things to note from this chart:

- ▶ the SAT allows more time per question across exam sections
- ▶ the ACT devotes an entire section to science whereas the SAT does not; rather it incorporates scientific concepts into its questions
- ▶ the ACT test allows students to use a calculator on all Math questions, unlike the SAT which contains a Math No Calculator section.

Math Concepts

Although both exams test your knowledge of algebra, the ACT places a larger emphasis on geometry. However, the SAT provides students with a diagram of math formulas (which relates to geometry) whereas the ACT does not.

Math and your Final Score

With four separate sections, Math accounts for only 25% of your total ACT score as opposed to 50% of your total score on the SAT.

Still can't figure out which test is best for you? Answer these questions:

STATEMENT	AGREE	DISAGREE
I struggle with geometry and trigonometry.		
I am good at solving math problems without a calculator.		
Science is not one of my strengths.		
I normally do well on math tests.		
I can't recall math formulas easily.		
Tight time constraints stress me out.		

This quiz was courtesy of <https://blog.prepscholar.com/>

If you answered:

- ▶ Mostly Agrees, the SAT is your match
- ▶ Mostly Disagrees, the ACT is your match
- ▶ Equal Agrees/Disagrees, either test works

Good luck!

ESSENTIAL GUIDE FOR THE FAFSA APPLICATION

by Jamal Collins, *Financial Aid Outreach & Communications Liaison, UC Office of the President*

Apply for Financial Aid!

All students who apply for admission to a college or university should also apply for financial aid. It takes most families less than an hour to complete and submit the application, and the payoff for completing the application can result in thousands of dollars in free money for students.

There are two applications for financial aid consideration for California students, but you will only need to complete one of them. The one that you will complete is based on your citizenship status:

Free Application for Federal Student Aid (FAFSA)

Free Application for Federal Student Aid (FAFSA): Complete this application if you (the student) are a U.S. citizen, permanent resident, or eligible non-citizen.

California Dream Act Application (CADAA)

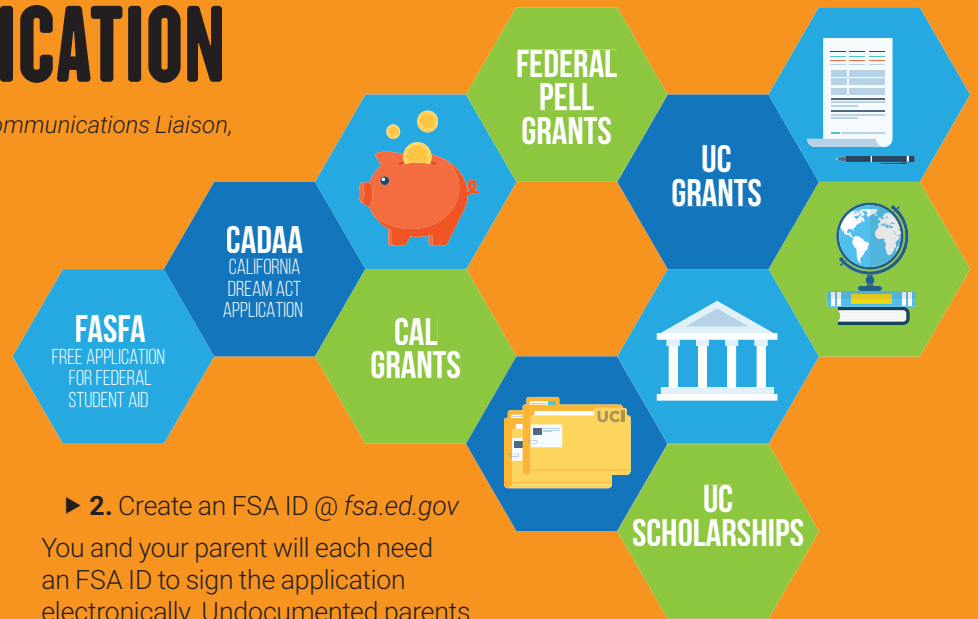
California Dream Act Application (CADAA): Complete this application if you (the student) are undocumented and meet AB-540 requirements.

Prepare to Apply!

FAFSA Filers

1. Gather needed documents:

- ▶ Social security cards for you and your parents (if applicable)
- ▶ Driver's license number if you have one
- ▶ Alien registration card if you are not a U.S. citizen
- ▶ Federal tax returns and W2 information for you and your parent(s)
- ▶ Information on untaxed income (e.g., workers' compensation, disability benefits, etc.)
- ▶ Information on cash, savings and checking accounts, and investments



▶ 2. Create an FSA ID @ fsa.ed.gov

You and your parent will each need an FSA ID to sign the application electronically. Undocumented parents will not be able to obtain an FSA ID and will need to print the signature page at the end of the application and mail it to the address on the page.

3. Log on to fafsa.gov to complete your application.

CADAA Filers

1. Gather needed documents – The same documents as FAFSA filers when applicable

2. Parent PIN – Parents should request a Parent PIN to sign the application electronically

3. Log on to <https://dream.csac.ca.gov/> to complete your application

What You Can Get?

Apply by **March 2, 2020** to be considered for all federal, state, and university aid, such as:

Cal Grants – covers the cost of systemwide tuition and fees at UC (\$12,570 for 2019-20).

Federal Pell Grants – Eligible students are currently awarded up to \$6,195.

UC Grants – Awards vary based on eligibility and student need.

UC Scholarships – Most scholarships offered at UC will have a need component and vary in award amounts. The application for UC Admissions doubles as your scholarship application.

UC Blue and Gold Opportunity Plan

ensures that families earning less than \$80,000 per year and who have financial need do not pay systemwide tuition and fees. UC utilizes a student's eligibility for the grants and scholarships listed in this section to keep this commitment.

Federal student loans and work-study are also available.

Need Help Applying?

Starting October 1 students and families can attend FREE Cash for College workshops throughout the state. These events are usually held in the evenings to allow parents to attend. Visit <https://www.cash4college.csac.ca.gov/> to find a location near you. These workshops will be scheduled up to the March 2 deadline.

After You Have Applied?

Students may also receive information from federal and state agencies regarding estimated eligibility shortly after applying. Students who applied for admission to UC will receive financial aid award notices that summarize all their financial aid after they have been officially offered admissions.

GETTING THE MOST OUT OF YOUR PERSONAL INSIGHT QUESTIONS (PIQs)

by Erick Espino, Program Coordinator, COSMOS, UC Irvine

Have you ever been on an elevator with a complete stranger and experienced that awkward silence from the floor you get on, all the way down to the lobby?

Now, let's play with this picture a little bit. Imagine this stranger is your favorite idol, your favorite actor/actress, singer, or author. They asked you one simple question as they see you board the elevator with a UC pamphlet in hand. You only have from the time you board the elevator, let's say the 10th floor theoretically in this case, to the time it takes to get to the lobby to answer this question. You don't have time to elaborate on your response after the elevator ride, so you must choose your words wisely. Would you be content with your response? How would you phrase it? What specific details would you be sure to include in the limited amount of time that you have?


Now imagine the question asked was one of the 8 Personal Insight Questions from the UC Application. How would you formulate your response to ensure that once you step out of the elevator, you have no doubt that you answered the question to the best of your ability?

One of the hardest components in answering the PIQ's for many students is being deliberate with their response. Keep in mind that this is not a traditional writing assignment. You are not being evaluated on your creativity or use of diction as you would on an assignment for class. The purpose of the PIQ's is to get to know you as an individual. Think of this as your chance to voice who you are and why you deserve a spot at the university.

Here are a few pointers to ensure that you stay on the right track:

- ▶ Don't spend too much time giving background information
- ▶ Stay away from writing a narrative or writing creatively
- ▶ Be reflective in your responses (why is it important to you as an individual)
- ▶ Many students focus on providing details, but lack the reflections component in their responses
- ▶ Remember that your responses are to provide context to the reader and not to reiterate information that can already be found in your application
- ▶ Give us NEW information for each response
- ▶ Your response should help us learn about YOU

Be deliberate about the points you are trying to get across and remember to focus on the experiences that are going to make you stand out as an applicant. These questions are not meant to replace your application, but rather to provide further insight as to who you are and what you have to offer as a prospective student at the UC. It is important to show your personality, as this is the only component of the application in which the reader is able to hear your voice. Make it count, and don't let the structure of your response hinder the reader's opportunity to learn more about you.



DO'S AND DON'TS IN YOUR PIQs

by Bryan Jue, Senior Associate Director, Office of Undergraduate Admissions, UC Irvine

The UC application follows a system called Comprehensive Review.

Comprehensive Review means that grades and test scores are critical, but aren't the end all be all for your application. One of the components of the application review process that is taken into consideration as a part of a student's application package is a student's response to the Personal Insight Questions (PIQs). As an Admissions Director and application reader, I look at not just your grades and test scores but other aspects of your application as well. More specifically, your Personal Insight Questions.

The PIQs are your opportunity to teach me something about you that your grades or test scores don't tell. The intent of almost every PIQ and the rest of your college application is to get to know you, the applicant. So here are a few tips from your friendly Admissions Director that will help in your preparation for completion of your UC application and the PIQs:

- ▶ We don't like to read quotes from other people: We want to hear what YOU have to say. I've read too many PIQ's where I get to hear what Gandhi said or learn that you took the road less traveled since Robert Frost and thousands of other students have done as well. Just talk about you.
- ▶ We don't like words that you and I don't use in everyday conversation: If you have to look up a word on dictionary.com to

put into your PIQ response, that probably means you shouldn't use it. I want you to treat the PIQ like we're having a conversation face to face.

- ▶ We don't like hearing about other people's successes or challenges in their life: We need to hear what your successes and challenges have been. When I hear about your father, grandmother, or relative's life struggles in order to help you have a better opportunity, it makes me want to admit them to college, not you. You can mention the context as to what your life is like, but focus more on how you are handling or overcoming these challenges in life and be proud of your success.

The PIQ is your chance to take control of the application and tell us about the four most important things that you want us to know about you!

TALK ABOUT ME

CONVERSATIONAL

CHALLENGES AND SUCCESSES



YOU ARE ELIGIBLE FOR THE RACE: COLLEGE IS FOR UNDOCUMENTED STUDENTS

by Oscar Teran, Esq., *Director, DREAM Center, UC Irvine*

So many doors can feel closed if you are undocumented.

College may seem like one of those closed doors. You may have heard from a counselor that college is not for you or tuition might seem impossibly high. Perhaps the process of applying even feels discouraging. There is good news, though! College is a possibility regardless of immigration status. There are California laws that help undocumented students pay for college, and you do not need to figure out everything on your own. The door of college is wide open for you, and there is support on the other side.

College is for Undocumented Students

Undocumented students are eligible to attend any institution of higher education in California (California Community Colleges, California State Universities, the University of California, and private universities). There are several state laws designed to make college accessible and affordable for undocumented individuals. For example, AB540 is a California law that provides in-state tuition at public colleges to undocumented individuals who meet certain criteria. A student applies for AB540 at a public college where they will be enrolling.

The California Dream Act Helps Pay for College

Students eligible for AB540 automatically qualify for the California Dream Act, a separate but related law, which provides access to state financial aid. Students apply for the California Dream Act by completing an online application with the California Student Aid Commission (CSAC). Graduating seniors should complete an application during their senior year. More information and a link to the application can be found on CSAC's

website: <https://www.csac.ca.gov/california-dream-act>. **The California Dream Act application opens on October 1st and must be submitted by March 2nd.**

California Law is Separate from Federal Law

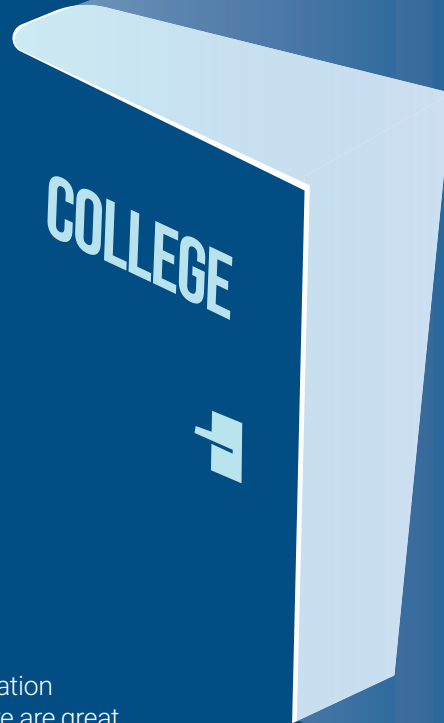
California state laws are independent of the federal Deferred Action for Childhood Arrivals (DACA) program and are not impacted by changes in federal law or by anti-immigrant rhetoric in national politics. Information provided to the State of California through an AB540 or California Dream Act application cannot be shared with federal immigration authorities—undocumented applicants can be confident that these applications will not endanger them in any way. Also, students considering colleges outside of California should research the laws of the states where they plan to apply. Some states have laws similar to California, which may help make their public institutions more accessible for undocumented individuals.

We Are Here to Help

Navigating this information is challenging, but there are great resources available to help you. Inquire if any of the colleges you are applying to have Undocumented Student Resource Programs or Centers—many do. Once you find an Undocumented

Student Resource Center, contact them for assistance.

Our Center at UC Irvine often hears from prospective students, high school guidance counselors, or parents. We are happy to take these calls and help prospective students navigate the admissions and financial aid process. You can also find excellent resources online through national advocacy groups like United We Dream (<https://unitedwedream.org/>) or Immigrants Rising (<https://immigrantsrising.org/>).



FINDING FREE MONEY TO PAY FOR COLLEGE

by Kuni Kondo, *Manager, Scholarship Portfolio Development and Marketing, Office of Financial Aid and Scholarships, UC Irvine*

With the cost of attendance at institutions of higher education continuing to rise, scholarships can help students bridge the gap or cover the cost of their education. So what should you know about applying for and receiving scholarships?

Start Early:

Scholarship deadlines vary from scholarship to scholarship as well as between institutions. Depending on the scholarship, they can payout in the same year or for the next academic year. We highly recommend that you start your scholarship search early!

Students should start researching during their senior year of high school for scholarships that may payout in the next academic year. Various scholarship search engines will help you find scholarships. Depending on the scholarship, you may need to provide supplemental materials such as an essay, letter of recommendation, resume, or other documents. Starting early gives you time to work on your essays and gather any documents that you need. Beware of scholarships that ask you to pay to apply to their

scholarship. Scholarships should not be asking you to pay to apply!

Students should also file their Free Application for Federal Student Aid (FAFSA) or California Dream Act Application if eligible. Many institutional scholarships may be based on need. The FAFSA and the California Dream Act Application allow colleges and universities to determine if you have a need and qualify for specific scholarships. Even if you are not eligible for the FAFSA or CA Dream Act, you may still qualify for private scholarships and there are a myriad of scholarships available for every demographic or area of interest.

Make yourself stand out:

Now that you've done your research, it's time to apply! It's important to understand the scholarship you are applying for. What population does the scholarship serve? How do you relate to the purpose of the scholarship or the organization that is providing it? What makes you a good candidate for the scholarship? You'll also want to think about what makes you stand out from

the crowd. Scholarships can attract candidates with similar demographics, so it is good to take some time to think about what it is that makes you unique from all the other candidates. Don't just make a list! Whether it is serving the community, leadership experience, or overcoming adversity, if you share experiences or accomplishments in your application, be sure to convey why those things are important for the reviewer to know.

Be sure to write a thank you!

Scholarships are provided by various donors and organizations. If you receive a scholarship, be sure to thank the donors and let them know what kind of impact these scholarships had on you! This encourages them to keep providing scholarships in the future. It's also a good idea to thank anyone that supported you along the way, such as the people that may have written a letter of recommendation for you.

Whether you are first generation, undocumented, identify as LGBTQ, are a student athlete, an academic scholar, or a community leader, there is a scholarship out there for everyone, you just have to look! We wish you success in your scholarship search, below are some helpful links to get you started on your scholarship search.

Articles on College Scholarships:

<https://www.usnews.com/education/best-colleges/paying-for-college/scholarships>

<https://bigfuture.collegeboard.org/pay-for-college/grants-scholarships#>

<https://www.fastweb.com/college-scholarships/articles>

Financial Aid Applications

FAFSA - <https://studentaid.ed.gov/sa/fafsa>

California Dream Act - <https://dream.csac.ca.gov/>

Scholarship Search Engines

CollegeBoard.com

FastWeb

FinAid


Scholarships.com

ScholarshipExperts.com

College Toolkit

Sallie Mae College Answer

U.S. Department of Education



CHOOSING THE PERFECT COLLEGE FOR YOU

by Jamee Hawthorne
Program Coordinator, GEAR UP, UC Irvine

Congratulations! You have been admitted to college!

All the dedication and hard work you put in has paid off. Now comes the time to choose the perfect college for YOU.

Choosing a college to commit to is a very personal decision. To assist you with this decision, we have created a comparison chart to help you compare the various colleges you are interested in attending.

This activity will take a little time and research (something you will become very familiar with as an undergraduate student), but, this activity is designed to help you find the ideal college for your college education.

Before researching the universities, prioritize the importance of each category. Scoring them accordingly; 1 (Top Priority), 2 (Important) and 3 (Neutral). This will help you discover what matters to you the most.

The following are descriptions of each category you should keep in mind when comparing the various universities.

LOCATION: How far is the campus from home? Do you prefer to stay closer to home or would a FaceTime chat suffice?

ENVIRONMENT: Is the university located in an urban or rural setting? What is the weather like? Can't stand gloomy or rainy weather? Maybe choosing a school where the sun shines often would be a better fit.

SIZE: Do you like a crowd? Alternatively, would you prefer a more intimate campus? The size of the university will also impact the size of your classes.

ACADEMICS: Is the major you are interested in being offered? Are you interested in a major that is impacted? What are the requirements needed to declare that major? It is also helpful to do a little research on the academic background of the faculty members within your prospective department.

CAMPUS ACTIVITIES: What is campus life like? Are there clubs, student organizations, or sports teams you are interested in joining?

STUDENT DEMOGRAPHICS & RESOURCES: What does the student population look like? How are other nationalities and cultures represented and supported on campus? Are there resources for first-generation students?

UNDERGRADUATE RESOURCES: Does the university offer internship, mentorship, and/or study abroad opportunities? If you are starting at a community college, are the resources in place for a smooth transfer to a four-year university?

CAMPUS VISIT: Have you toured the campus? Could you see yourself as an active participant on campus? If you are not able to visit the campus, check if a virtual tour is available on the university's website.

COLLEGE EXPENSES: What is the total tuition cost, including books and supplies?

HOUSING: What is the estimated cost for room and board? Type and size? Meal plan options? Do you need to put down a deposit?

TOTAL GIFT AID: How much FREE money is the university offering you? (Grants – Cal & Pell Grants, Scholarships, Work-Study opportunities). If you need additional assistance, is the university willing to offer you more? You can check by contacting the university's Financial popular majors that competitive to get into. For example, Engineering, Nursing, or Computer Science. Aid office.

NET COST: How much will you or your family have to come out of pocket? Expected Family Contribution Federal loans (subsidized and unsubsidized)

	PRIORITY RANKING	UNIVERSITY #1	UNIVERSITY #2	UNIVERSITY #3
LOCATION				
ENVIRONMENT				
SIZE				
ACADEMICS				
CAMPUS ACTIVITIES				
STUDENT DEMOGRAPHICS & RESOURCES				
UNDERGRADUATE RESOURCES				
CAMPUS VISITS				
HOUSING				
COLLEGE EXPENSES				
TOTAL GIFT AID				
NET COST				

COMMUNITY COLLEGE TRACK TO THE UCs

by Nancy Arteaga, Assistant Director, Transfer Preparation, UC Irvine

UC

Pathways+

CC

Students who attend college with a plan of action are more likely to accomplish their educational goals. A plan of action is important for students who opt to attend a community college (CC) as a route to a University of California (UC). It is important to know that UC has set up “roadmaps” that will help students find success while navigating the CC system but also guarantee their transfer admission to a UC campus.

Getting Started: What are the UC Transfer Pathways?

The UC Transfer Pathways are a set of common major prep coursework in one of the 21 most popular majors at any UC campus that include:

- ▶ Anthropology
- ▶ History
- ▶ Biology/Biochemistry
- ▶ Mathematics
- ▶ Business Administration
- ▶ Mechanical Engineering
- ▶ Chemistry/Cell Biology
- ▶ Molecular Biology
- ▶ Communication
- ▶ Philosophy
- ▶ Computer Science
- ▶ Physics
- ▶ Economics
- ▶ Political Science
- ▶ Electrical Engineering
- ▶ Psychology
- ▶ English
- ▶ Sociology
- ▶ Film & Media Studies

The Transfer Pathways are a good option for students who are interested in a particular major and would like to be UC bound but are not entirely sure of what UC campuses they would like to attend. Transfer Pathways allow students to

complete coursework within a major that, when combined with a strong GPA, gives students a competitive edge when applying.

Securing Admission: What is the UC Transfer Admission Guarantee (TAG)?

TAG is guaranteed admission to one of six UC campuses for a community college student who has met specific coursework and GPA requirements. Participating UC campuses include: Davis, Irvine, Merced, Riverside, Santa Cruz and Santa Barbara. It is important to note that not all majors are guaranteed admission, and a student should be mindful of aligning their UC Transfer Pathway major with a TAG major at one of the six campuses.

Bringing It All Together with Pathways+

Pathways+ is when a community college student completes the UC TAG Requirements in addition to one of the UC Transfer Pathways. A Pathways+ student will create a solid foundation to navigate a community college route to UC by:

- ▶ Following a clear roadmap for UC transfer
- ▶ Creating an opportunity to apply to UC broadly as they are best prepared for competitive admissions across all nine UC campuses (including the non-UC TAG participating campuses: UC Berkeley, Los Angeles, and San Diego)
- ▶ Have secured admission to one of the six participating UC campuses

The opportunity to guarantee admissions through TAG at one of the participating UCs is something only community college students can benefit from. Regardless of which California community college a student attends, they can complete Pathways+.

Students should take the initiative and seek guidance from their campus Transfer Center at their home community college campus to ensure they select correct courses and are on track to transfer.



If you are considering the community college pathway to begin your higher education journey, the state of California has a promise for you!

Formally known as the “Board of Governors” (BOG) Fee waiver, the California College Promise Grant waives enrollment fees (tuition) for students who meet the following requirements:

- ▶ Planning to attend or currently attending a California Community College (*Must enroll at least part-time and complete all registration requirements*)
- ▶ Have financial need as determined by community college (*“Financial Need” is determined by household income and size.*)
- ▶ Determined a California Resident or be exempt from non-resident fees under the California Dream Act (*Undocumented students are eligible to apply if they qualify for the CA Dream Act*)

The California College Promise Grant is considered “Gift Aid” and does not have to be repaid. At \$46 per unit, the average community college student enrolled full time (12 units) each semester will save approximately \$1,104 a year on tuition.

There are steps to applying for the California College Promise Grant:

- ▶ Complete a CA community college application
- ▶ Complete a financial aid application or the CA Promise Grant Application (*FAFSA or California Dream Act Application (CADAA) to determine your financial need!*)
- ▶ Maintain your eligibility (*Keep at least a 2.0 GPA and complete more than 50% of your coursework*)

In addition to the CA College Promise Grant, your local California community colleges might offer support through a “Promise Partnership” and might include grant support to waive enrollment fees or might even pay for additional expenses like textbooks and school supplies.

Examples of local “Promise Partnerships” in Orange and Los Angeles counties include:

- ▶ Santa Ana College Tuition Scholarships Program
- ▶ North Orange Promise Program (Cypress & Fullerton College)
- ▶ Long Beach College Promise (Long Beach City College)
- ▶ The Compton College Oliver W. Conner Promise Program
- ▶ Rio Promise (Rio Hondo College)

Most of the local “Promise Partnerships” waive enrollment fees regardless of whether you qualify for the California College Promise Grant. In addition to waiving fees, some of the local “Promise Partnerships” also have “Pledge” agreements or commitments between school districts, CA community colleges, CSU and UC campuses to guarantee admissions once you are eligible to transfer and provide you additional support throughout your undergraduate educational journey. Meet with your school counselor or local community college representative to find out whether your school has a “Promise Partnership” and to complete any additional requirements.

For more information on the California College, Promise Grant visit icanaffordcollege.com.

GETTING ACCEPTED IS JUST THE START: MAKING IT TO THE FINAL LAP

by Rodolfo Acosta, Ph.D., *Director, GEAR UP, UC Irvine*

As you get ready for college, think of the university that accepted you as your future “employer.”

It is important to note that like being hired for a job, offers of admissions are provisional, meaning that your acceptance to the university is conditional.

Students and their parents should review these conditions from top to bottom and make sure that the student completes all of the necessary requirements because universities do rescind offers if you are missing paperwork. As a part of your conditional acceptance, universities will ask for official transcripts, test scores, and require that you maintain good academic standing during your senior year. The admissions packet you will receive comes with a set of critical admissions deadlines. Meeting these deadlines will ensure that that you are properly enrolled in the university. If the admissions office does not receive the information they've requested

from you by their deadlines, you will not be enrolled.

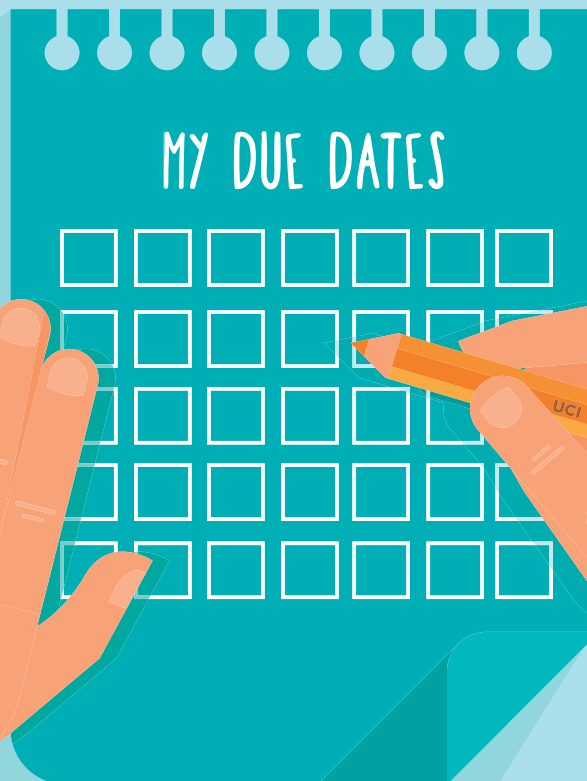
To best prepare for the acceptance, it is important to calendar deadlines and keep track of tasks completed. In general, most admissions require the following:

- ▶ **Statement of Intent to Register (SIR)**
- ▶ **Housing Application**
- ▶ **Summer Orientation**
- ▶ **Placement Testing**
- ▶ **Final High School Transcripts**
- ▶ **Official Test Scores**

Place the due date for all of these in your calendar and stay on it. Getting used to calendar tools is also a helpful tool for all of the group work activities

you will do once you are in college and eventually, later in your career.

Universities have made an investment in you because they recognize your potential. Make sure you keep in contact with your assigned counselor or admissions office if you foresee having difficulties in submitting any of the necessary paperwork. As an educator, however, it is always hard to hear stories of students having their acceptance rescinded because they had missing paperwork or they let their grades slip during their senior year. It is also challenging to hear about students that do submit all of their paperwork except for their Housing Application and may have to drop because they could not secure housing. Before you go out and buy the university jersey or hat, make sure that you get the university what they need.



HELPING YOUR SENIOR STUDENT COMPLETE THE RACE

by Rodolfo Acosta, Ph.D., *Director, GEAR UP, UC Irvine*

When the calendar turns to August, that means it is the start of back-to-school season.

If your student is a high school senior, the beginning of the school year represents the transition towards the next stage of their lives, especially as they get ready to apply for college.

The college process has changed quite a bit over the last ten years, and there is a lot of work that needs to be completed by seniors to apply. The process, on top of maintaining strong academic standing in their classes, can be quite daunting.

The following checklist aims to help provide some clarity for parents in supporting high school seniors through the college application process. Whether or not you as a parent went to college, use this guide to help you set up a plan for the academic year and to have ongoing conversations about college.

Fall (August – October)

- Sit down with your student and have a conversation about their options after high school.
- Check-in with your high school or local community organizations for any open workshops about college.
- Continue supporting your student's ongoing academic standing, specifically adhering to the A-G Requirements.
- Make sure that your student has taken all of the required tests, including SAT or ACT.
- Take time to visit college campuses during the weekends. If you have other children, make it an opportunity for a family trip.
- FAFSA opens up in October. Make sure that you have your tax information for the last two years to help expedite FAFSA submission.
- Make sure that your student has their UC Personal Insight Questions (PIQs) completed. It will help in the application

process in addition to applying for scholarships.

Winter (November – January)

- Private schools have different deadlines, but most have an early December deadline for merit-based scholarships. Be sure to follow Private school deadlines for schools your student plans to apply to.
- Begin thinking about a financial plan which includes opening up a bank account and applying to scholarships.

Spring (March – June)

- Approval letters go out in March and April. Make sure to have a conversation about your student's options based on the outcomes of the approval letters.
- Review financial aid offers based on approval letters.
- It may help to revisit universities if your student has multiple approval offers.
- May 1st: Statement of Intent to Register is due.
- Send housing options to your college selection. If your student plans to live on campus, it helps to send housing information in early to secure a spot. Make sure your student finishes the year with strong academic standing.

Summer Transition

This transition period is the hardest for parents, and this is entirely normal; but if it helps, your student's college journey will also be yours. If your student is going away, take a road trip with them to learn more about the college of their choice. If your student will commute to college from home, make sure that you create the space for their studying. The transition will be hard on your student too, so just make sure that you continue providing the same support you have throughout their last year in high school.



TIME MANAGEMENT: ADJUSTING TO A COLLEGE LIFESTYLE

by Paola Sotelo, Program Coordinator, EAOP, UC Irvine

Time management is one of the most valuable skills you can have, especially in college.

College comes with a lot of freedom, but not managing your time properly comes with consequences. Balancing responsibilities at your job, home, and school is not easy. By planning ahead and using your time wisely, you will be able to accomplish more and enjoy added free time. Here are a few tips to help you with time management.

1. Identify Distractions and Set Goals

It is easy to get distracted, but it is essential to remind yourself why you're in school: to graduate and receive a degree. Your academic work should always come first when it comes to your time.

You want to pay attention to what draws your focus away from your studies and assignments. Try to pinpoint what is distracting you: is it social media, texting, phone calls, browsing the web? No matter what is distracting you, set aside time to focus on your studies and not engage in that behavior. Instead, use those distractions as a reward for staying focused and accomplishing what you set out to complete.

2. Write EVERYTHING down

I used to be one of those people that believed in mental notes until I had to remember a million and one things and could no longer keep up with the demand. Find out what works best for you, and do it! A planner, sticky notes, or maybe it's your phone. Although your phone can seem like more of a distraction, if you practice self-discipline, you can turn your phone into one of your greatest assets. Your phone can serve as an on the go calendar, or you can even set reminders to help keep due dates and other important

commitments in mind. Knowing what is coming up will help you prepare in advance.

3. Establish a Routine

Having a set routine can help you accomplish what you need to do. You can create a routine at the beginning of the quarter or semester so you can adjust to it early and then plan for other engagements.

4. Stay Healthy

When you're busy, the easiest thing to let go of is sleep and dietary habits. The lack of sleep can affect you in many ways: your mental health, physical health, stress level, and, of course, your schedule. Eating healthy meals and practicing regular exercise can keep your energy levels up and help reduce stress. The lack of sleep will catch up to you sooner or later, which is why it is important to plan out your week, including homework, exercise, your social time – and your sleep.

Universities are now opening centers dedicated to student's basic needs and staying healthy. Check out page 22 for more Basic Needs information.

5. Find Some Balance

My motto is work hard, play hard. While you are in school, the goal is to graduate, but you should also make sure to have fun while doing it. Set small goals that lead up to your main goal and be sure to reward yourself when you meet a goal. Rewards can range from letting yourself watch an hour of tv, to getting ice cream with a friend, or buying concert tickets to a show that you have been wanting to go to. Balance is what makes school fun and will keep you healthy!

Take this advice from someone who has been there. I wish I received this advice before I began college. If you take anything away from this, remember to prioritize what is most important to you, keep your sanity, and work hard so that you can play harder!



MAJOR AND CAREER OPTIONS: FINDING A CAREER IN NURSING

by Marina Ruiz, Undergraduate Student, UC Irvine

My name is Marina Ruiz. I am currently in my fourth year at the University of California Irvine, pursuing a bachelor's degree in Nursing Science.

Upon entering high school, I did not know myself, let alone know what I wanted to become. I could never relate to the stories of children who know by the age of 7 what they want to do when they grew up. Still, I had always known that my path included attending a university. This is why I signed up for college readiness classes such as AVID, joined clubs, and volunteered. I did this to avoid feeling overwhelmed during the college application process and to learn about myself.

About a month into high school, I thought I was set on Engineering as my major. Towards the end of the year, I began to realize that I never looked forward to going to robotics meetings or reading a "How to code in C" book. So, I began to venture out and looked into careers like dietetics, culinary arts, and astronomy. It wasn't until I started volunteering at an adult health center that I realized nursing was my true passion. If I hadn't explored my interests through volunteering, I might not have found nursing.

In my opinion, an important factor in choosing a university is loving where you live. This is helpful during the days that stress, fatigue, or

being homesick runs high. I was able to visit different colleges through AVID, one of them being UC Irvine. Upon visiting, I could visualize myself here, surrounded by beautiful greenery and fresh weather. I extensively researched UCI's School of Nursing (SON), and informed myself about their faculty. I was attracted to their values of compassion and emphasis on quality education, therefore, concluding that UCI's School of Nursing would be

both a challenging and friendly environment for me to learn. This overall made UCI the best choice for me.

It's important to mention that the time spent choosing a major could carry over to years spent at a community college as well, I believe both high school and college are times to explore various interests to ultimately find out who you are. Everyone's path is different; therefore, students must be open to the possibility that they may need to change their major. In college, I have seen many of my peers go through this process and turn out just fine.

Today, I am happy that I can wake up every day, knowing that I am working towards something that I love while surrounded by peers and professors that want the best for me. I want to pay tribute to my parents, whose sacrifices motivated me to pursue a path of higher education and made college a possibility for me. Everyone's definition of success is different, but in my case, success is being able to earn an income from something that I love to do. To achieve that, I made sure to place myself in environments that promoted my mental and academic growth. I want that to be a reality for all students. My advice to you, future undergraduate students, is to avoid comparison to others, keep trying, and never lose focus on what matters to you the most.



FRESH

BASIC NEEDS HUB



by Andrea Gutierrez, Director, FRESH Basic Needs Hub, UC Irvine

The University of California, Irvine FRESH Basic Needs Hub is a student-initiated effort that promotes equitable access to basic needs through student empowerment and community collaboration.

We aim to shift cultural consciousness towards understanding the fulfillment of basic needs, which include food and housing security – a guaranteed right for every person.

We understand that meeting the basic needs of our students greatly impacts their mental and physical health, academic performance, work productivity, and holistic success.

When students' most basic needs are not met, it's hard for them to function, let alone learn. To support student wellness and basic needs security, FRESH offers a variety of services in a welcoming and safe environment. We are a home for all students, a collaborative space for innovative solutions, and an advocate for social justice and equity.



Our Story:

In 2015, we opened the first food pantry on campus, thanks to student leaders who advocated for this resource. In 2017, we expanded our services and opened the FRESH Basic Needs Hub. We were the first campus to open a basic needs center in the UC system and California, and now UC San Diego, UC Davis, and UC Berkeley also have a basic needs center, while the rest of the UC campuses also have food pantries and similar resources for students.

Services:

Food Pantry: Designed as a mini grocery store, the pantry offers free groceries and toiletries to students who lack the financial resources to buy nutritious food. The pantry is accessible to all UCI students, and there are no pre-requirements to access this resource.

Cal Fresh (EBT) Application

Assistance: Peer-to-peer confidential CalFresh application assistance. CalFresh (also known as SNAP) is the USDA's federally-funded nutrition assistance program that helps households purchase healthy food. If eligible, a student can receive up to \$192/month to purchase food at local grocery stores.

Emergency Meal Swipes: An application-based program that awards students entries (swipes) into our Dining areas so they may access a well-balanced meal. Students may receive up to 100 meals per quarter based on their needs.

Zot Bites: A text-based notification system that invites students to be an after-event guest when a catered event is over, and leftover food is available. By opting in, students receive text messages informing them when and where food is available on campus.

Emergency Grants: A case-specific grant that provides up to \$2,000 to students experiencing a financial challenge. The grant does not have to be paid back, and it supports students with food, housing, transportation, and medical expenses.

Basic Needs Case Management: one-on-one confidential support from a licensed clinical caseworker to support students facing greater financial and academic challenges

Life Skills Education: A series of classes and workshops to increase student's skills in nutrition, cooking, and financial wellness.

Community Kitchenette: A space for students to prepare and eat meals while they are on campus

Get Involved:

UCI students may apply for a campus job with us, or volunteer their time and earn course credit.

Contact us:

www.basicneeds.uci.edu

fresh@uci.edu

Instagram and Facebook: [@ucifresh](https://www.instagram.com/ucifresh)

"FRESH has alleviated a lot of stress in my life in regards to having enough money to pay for groceries. With the options available, FRESH has also shown me much healthier alternatives from what I used to eat."

"I was going through a financial hardship as I recently had injured myself and was left with tons of medical bills. This made it difficult to budget money for food. The Emergency Meal Swipe Program relieved my daily stress by providing me with meals that I otherwise would have had trouble purchasing. This security allowed me to focus more on my studies and myself."





FRESH

BASIC NEEDS HUB

The UC Irvine FRESH Basic Needs Hub is a student-initiated effort that promotes equitable access to basic needs through student empowerment and community collaboration.

www.basicneeds.uci.edu



OUR MISSION

We understand that meeting the basic needs of our students greatly impacts their mental and physical health, academic performance, work productivity, and holistic success. FRESH offers emergency food and toiletries, connects students to critical on and off-campus resources, and provides educational opportunities for students to take personal responsibility for their wellness and the well-being of their communities.



OUR SERVICES

Food & Toiletry Pantry

FRESH offers UCI students a full pantry full of emergency food and toiletries, which they can access through their student ID.

CalFresh Application Assistance

CalFresh is a Federal nutrition assistance program that transfers monthly benefits to an EBT card for eligible applicants to purchase food at most grocery stores.

Emergency Meal Swipes

This program helps students that are experiencing food insecurity and/or a student emergency access to several healthy and well-balanced meals at the University Dining Commons.

OUR PROGRAMS

FRESH offers a wide variety of life skill-building workshops and programs to provide sustainable solutions and resources for basic needs insecurity alleviation. We believe our unique workshops and programs prepare students with the tools to become a basic needs advocate for themselves and our communities.

For more information about FRESH, please visit or contact us!

4079 Mesa Rd. Irvine, CA
Monday-Friday | 10am-5pm
fresh@uci.edu | (949) 824-0607



AMAZON GIFT CARD GIVE-AWAY!

Go to www.cfep.uci.edu/theedge/survey to find out how you can win one of three amazon.com \$50 gift cards.

Offer expires 12/31/19

HELPFUL INTERNET RESOURCES

www.cfep.uci.edu/theedge/online-resources

UCI Center for Educational Partnerships

THE EDGE

VOLUME 10 | ISSUE 1 | 2019

Co-Directors: Ashley Cheri, Ed.D., *Director, EAOP, UC Irvine*

Co-Directors: Cesar Becerra, *Executive Assistant, Center for Educational Partnerships, UC Irvine*

Contributors:

Julie Lindo, *Assistant Director, Upward Bound, UC Irvine*

Paola Sotelo, *Program Coordinator, EAOP, UC Irvine*

Kimberly Balderrama, *Director, Upward Bound, UC Irvine*

Jamal Collins, *Financial Aid Outreach & Communications Liaison, UC Office of the President*

Erick Espino, *Program Coordinator, COSMOS, UC Irvine*

Bryan Jue, *Senior Associate Director, Office of Undergraduate Admissions, UC Irvine*

Oscar Teran, Esq., *Director, DREAM Center, UC Irvine*

Kuni Kondo, *Manager, Scholarship Portfolio Development & Marketing, Office of Financial Aid & Scholarship, UC Irvine*

Jamee Hawthorne, *Program Coordinator, GEAR UP, UC Irvine*

Nancy Arteaga, *Assistant Director, Transfer Preparation, UC Irvine*

Cristina Flores, *Assistant Director, EAOP, UC Irvine*

Rodolfo Acosta, Ph.D., *Director, GEAR UP, UC Irvine*

Marina Ruiz, *Undergraduate Student, UC Irvine*

Andrea Gutierrez, *Director, FRESH Basic Needs Hub, UC Irvine*

Design: m2dg, inc.

Publication by:

University of California, Irvine | Center for Educational Partnerships

Richard Arum, Ph.D., *Dean, School of Education, UC Irvine*

Stephanie Reyes-Tuccio, Ph.D., *Assistant Vice Chancellor, Educational Partnerships, UC Irvine*

Santana Ruiz, M.Ed., *Deputy Director, Center for Educational Partnerships, UC Irvine*

UCI School of Education