

Resonance Structures

UCI Chem 51A

Dr. Link

Goals

- 1. Explain the need for resonance theory.
- 2. Explain what is a resonance structure and what is not.
- 3. Draw valid resonance structures.
- 4. Properly use curved arrow notation.
- 5. Identify major and minor resonance contributors.
- 6. Draw the resonance hybrid for a structure.

Resonance Theory

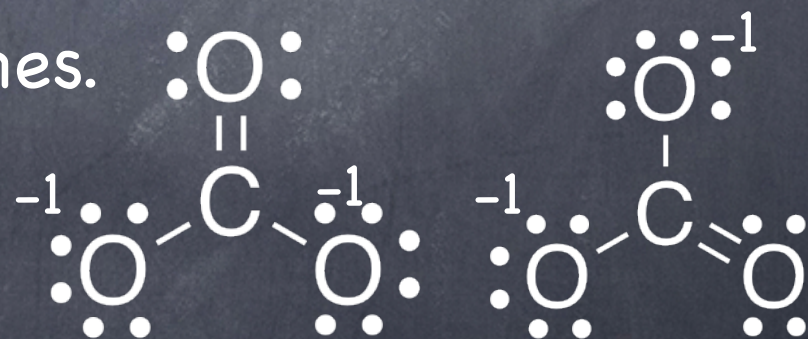
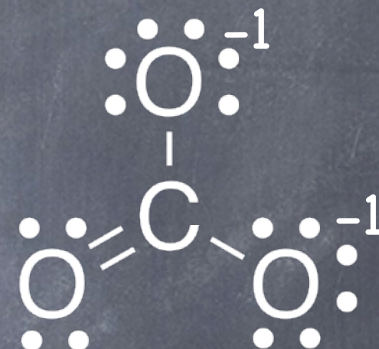
- Resonance structures are NOT REAL.
- Resonance structures are NOT IN EQUILIBRIUM. (Note the arrow type.)
- Resonance structures are NOT ISOMERS.
- So what are they?!

Resonance Hybrids

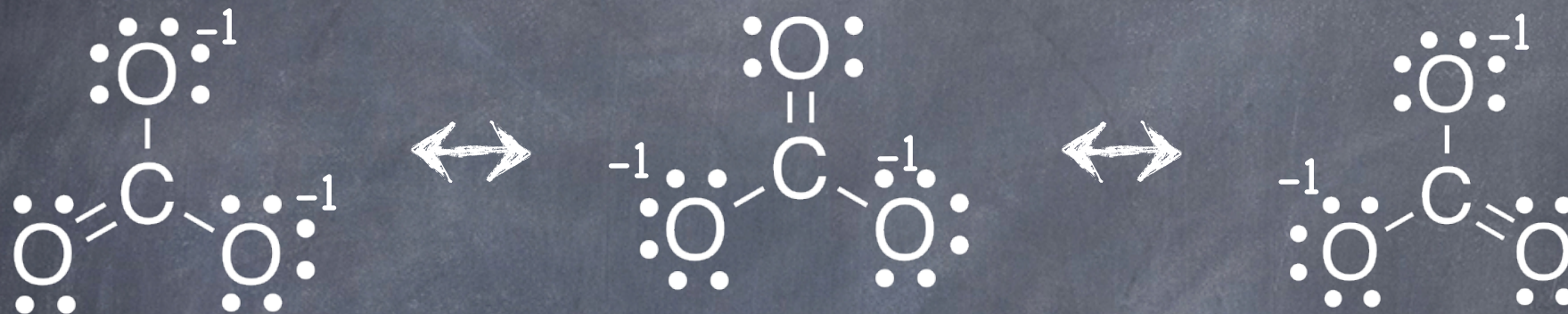
Resonance structures we draw are the extremes of a spectrum.

The "real" structure of the molecule is called a resonance hybrid and is somewhere between the extremes.

How do we know that?




Evidence that Lewis Structures Fail



Bond	Length
C-O	143 pm
C=O	122 pm
carbonate	129 pm

All C-O bonds equal!




More on Resonance Hybrids



Fictitious

+



Fictitious

=

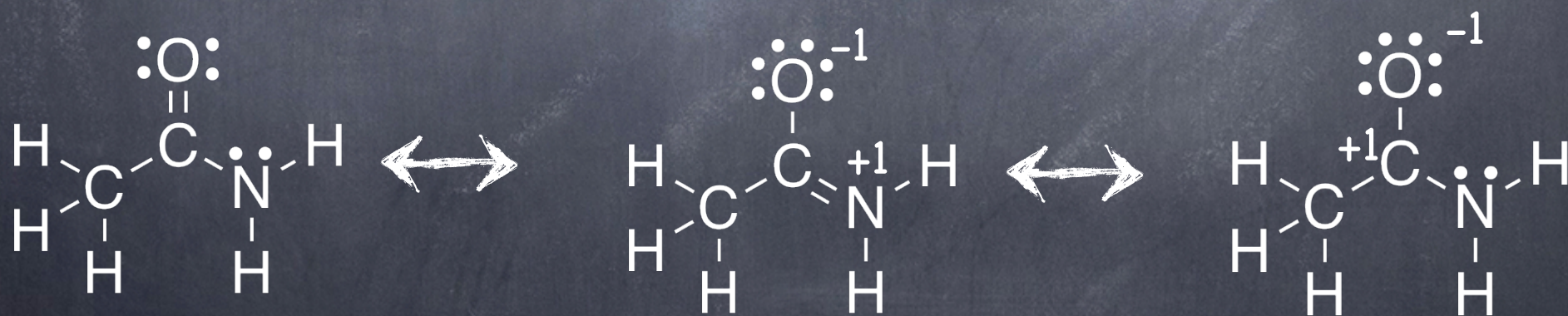
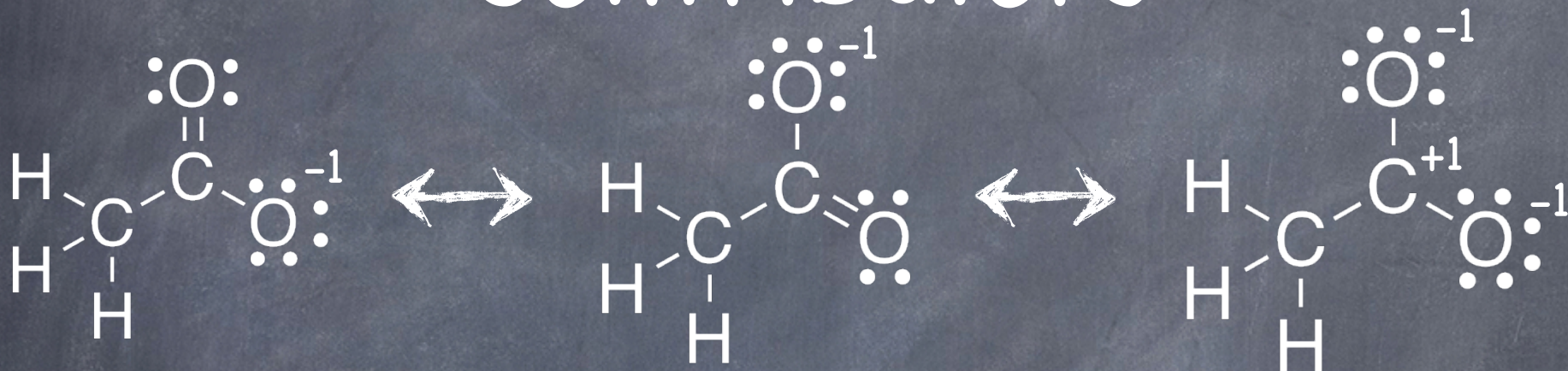


Real!

Not All Resonance Structures are Created Equally!

- Maximize bonds and octets.
- Minimize formal charge.
- When formal charge is necessary, (-) on more electronegative atoms, (+) on less electronegative atoms.
- Major contributors vs. minor contributors.

Major and Minor Contributors



Wrapping Up

- Practice drawing resonance structures, including formal charge.
- Practice using the curved arrow notation.
- Practice determining whether a resonance structure would be a major or minor contributor to the resonance hybrid.
- Practice drawing the resonance hybrid.