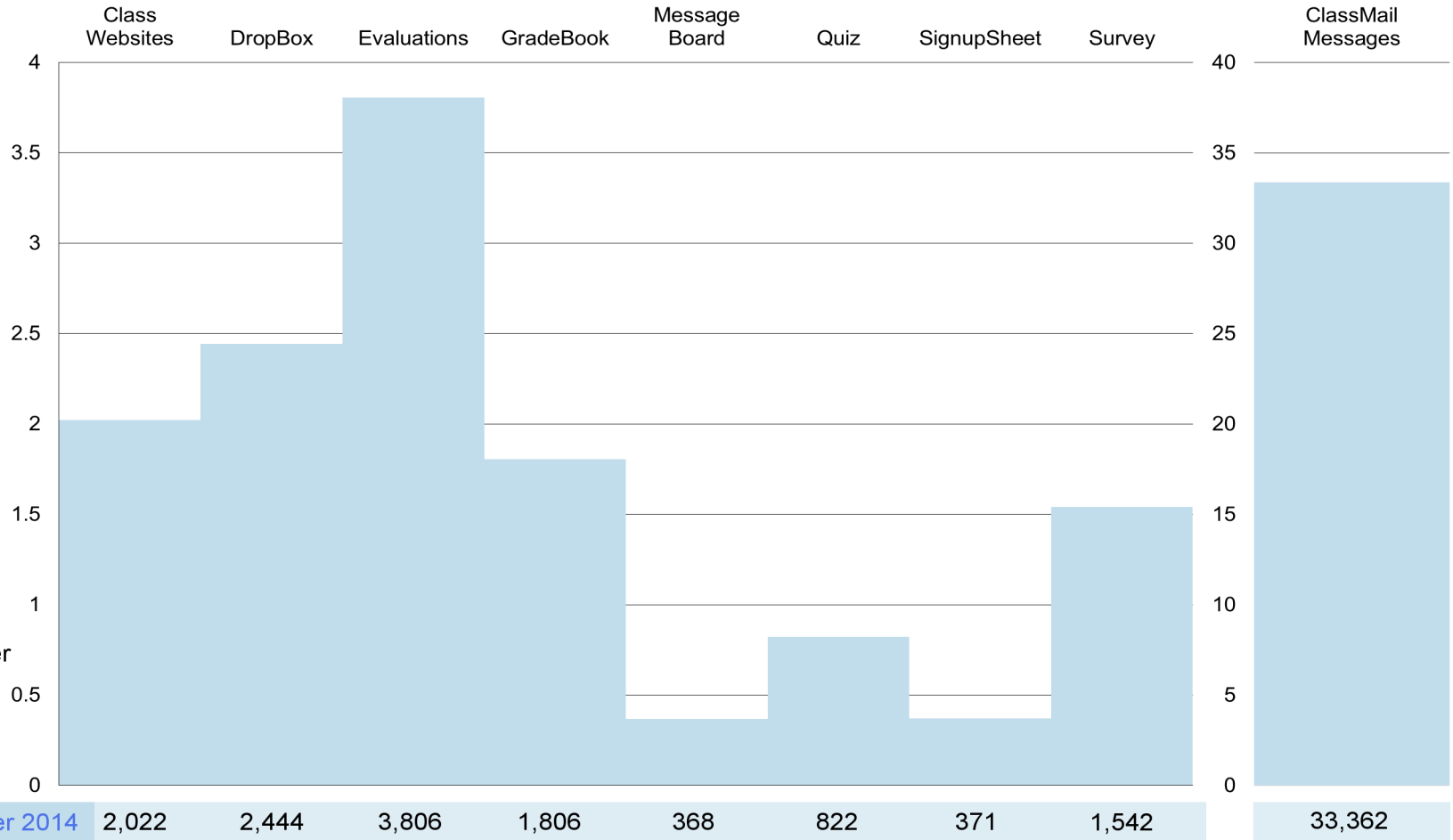


Winter 2013 EEE Usage Overview

Tool Usage Statistics

	Winter	
	2014	2013
ACT	238	240
COL	11	13
DIS	1,694	1,643
FLD	403	374
LAB	898	872
LEC	1,501	1,406
RES	2,623	2,476
SEM	1,152	1,138
STU	277	265
TAP	145	104
TUT	2,275	2,295
Total	11,217	10,826

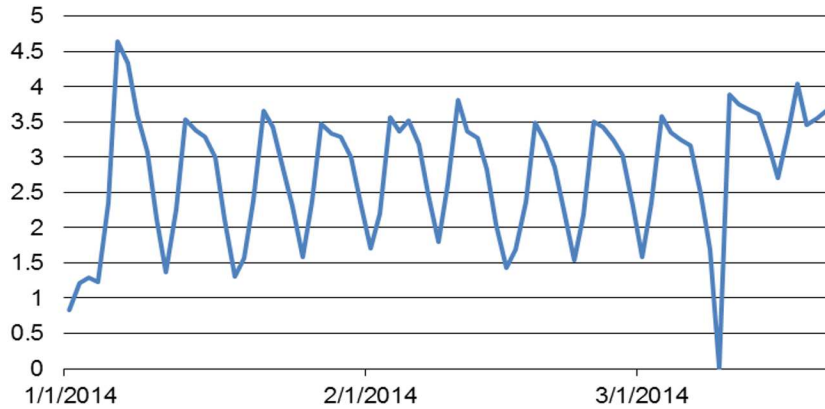
391 more courses were listed in Winter 2014 compared to Winter 2013.



Compare to last year:

Winter 2014	2,022	2,444	3,806	1,806	368	822	371	1,542	33,362
Winter 2013	2,032	2,229	4,290	1,780	359	883	779	1,247	31,706
	-10	+215	-484	+26	+9	-61	-408	+295	+1,656

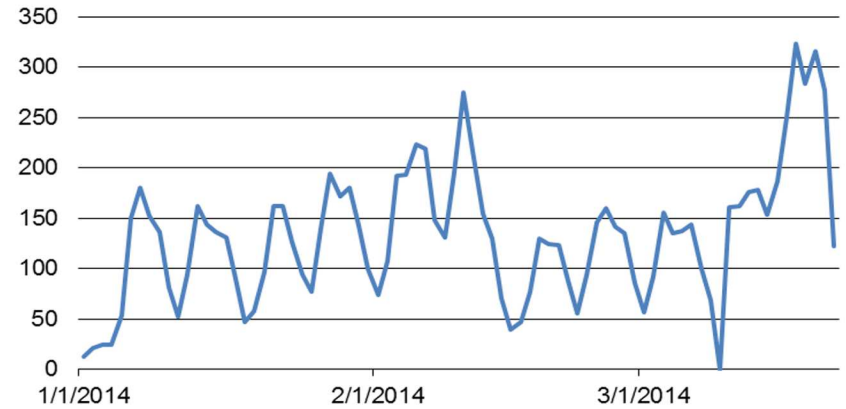
Hits per day (millions)



Traffic overall tends to peak mid-week (Tuesday-Thursday) and drop off on the weekends.

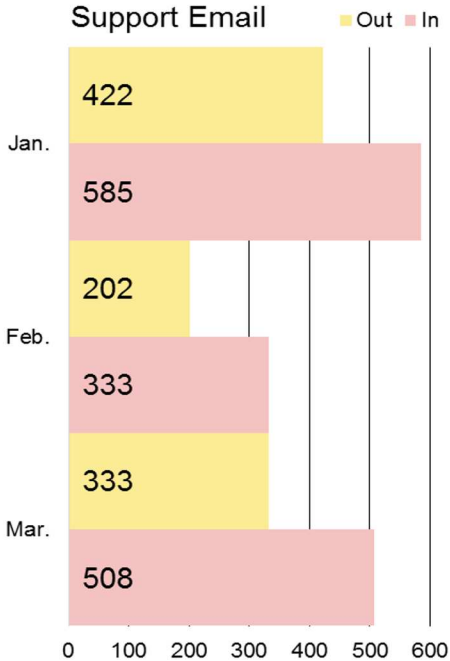
- 219,701,723 - total hits
- 2,746,271 - daily average
- 4,645,615 - highest in one day (Jan. 6)

GB transferred per day

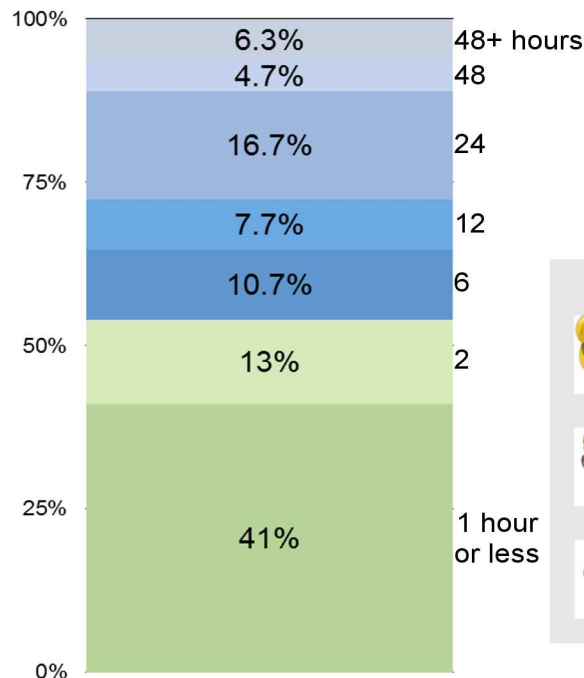


- 10,642.57 - total GB transferred
- 123.27 - daily average
- 322.80 - highest in one day (March 17)

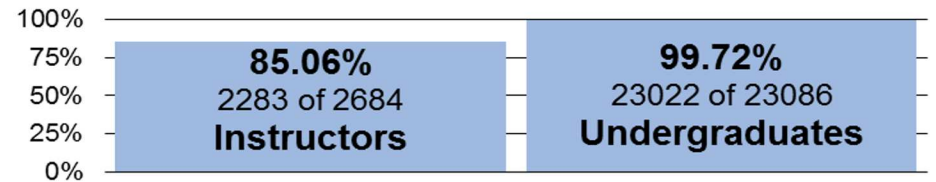
Support Email



Support Turn-around












Login Statistics - Who used EEE?



Including staff, TAs & grad students, a total of **36,275** unique users logged in to EEE in Winter 2014

The EEE Team

 Briandy Walden Strategic Planning & Initiatives	 Ray Vadnais User Experience Design	 Su Wang Software Development
 Kelsey Layos Operational Management Project & Team Management	 David Pritikin Quality Assurance	 Brian Payne Software Development
 Caryn Neiswender Instructional Technology Support	 Vanessa Yieh Support & Quality Assurance	 Jeremy Thacker Software Development