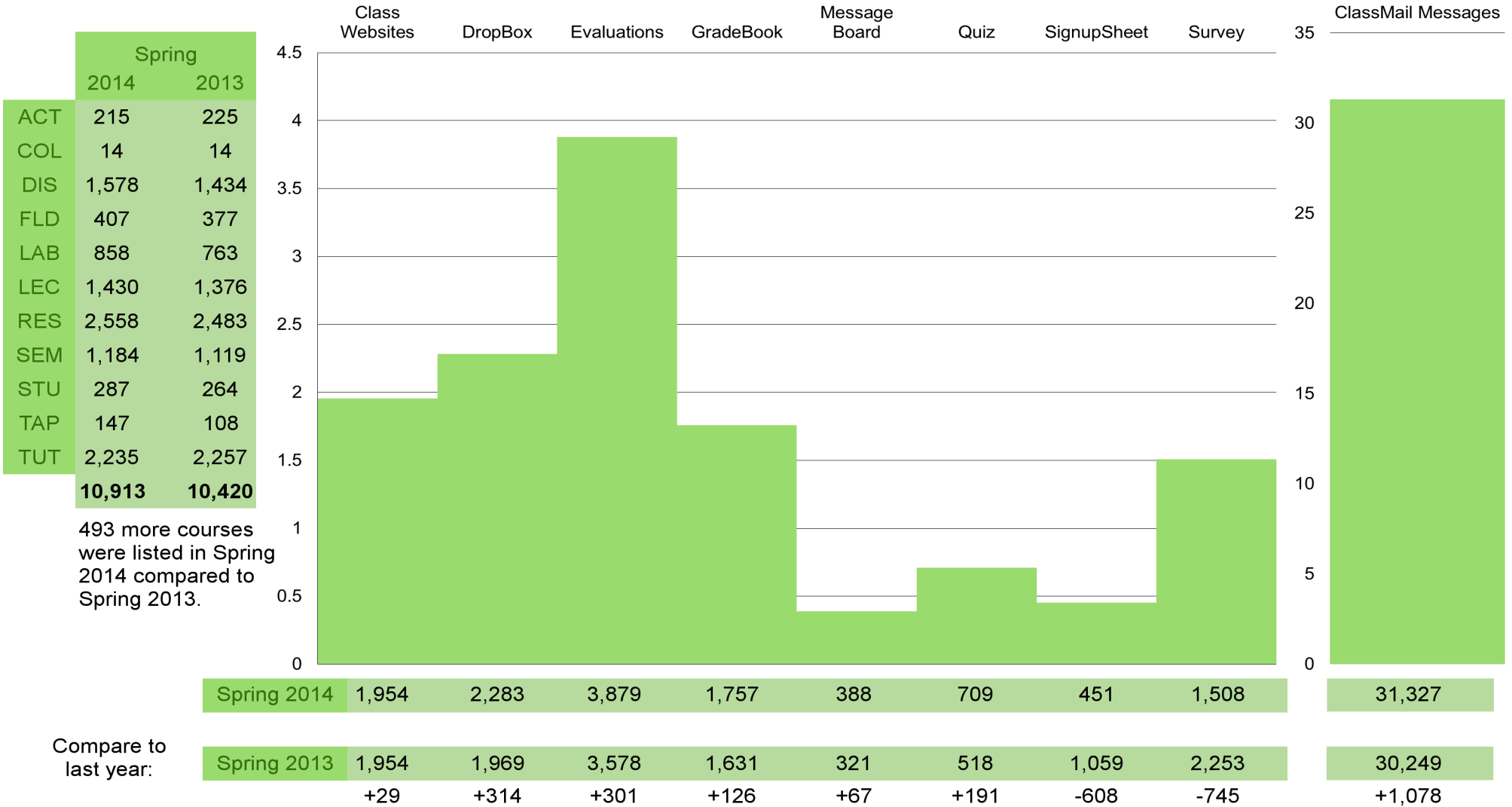


Spring 2014 EEE Usage Overview

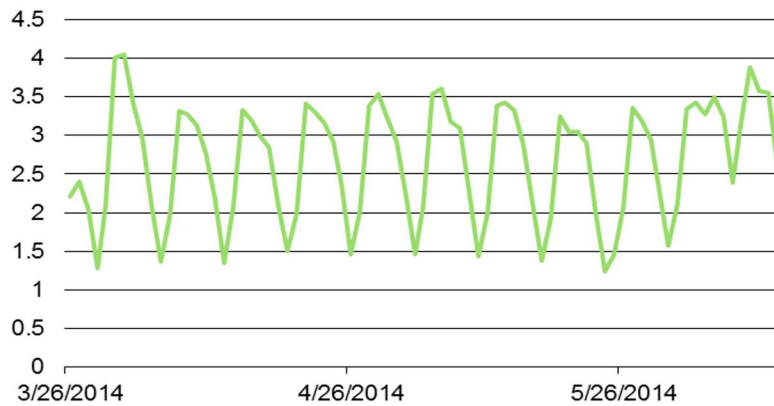
Tool Usage Statistics



	Spring	
	2014	2013
ACT	215	225
COL	14	14
DIS	1,578	1,434
FLD	407	377
LAB	858	763
LEC	1,430	1,376
RES	2,558	2,483
SEM	1,184	1,119
STU	287	264
TAP	147	108
TUT	2,235	2,257
Total	10,913	10,420

493 more courses were listed in Spring 2014 compared to Spring 2013.

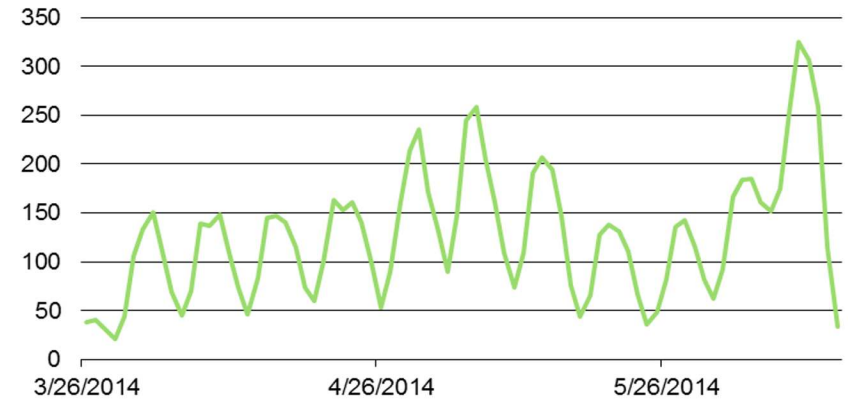
Hits per day (millions)



Traffic overall tends to peak mid-week (Tuesday-Thursday) and drop off on the weekends.

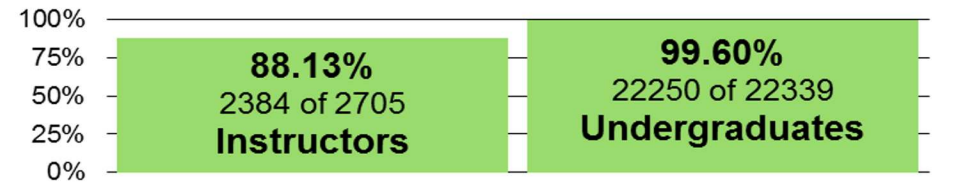
- 213,304,859 - total hits
- 2,700,061 - daily average
- 4,041,518 - highest in one day (Apr. 1)

GB transferred per day



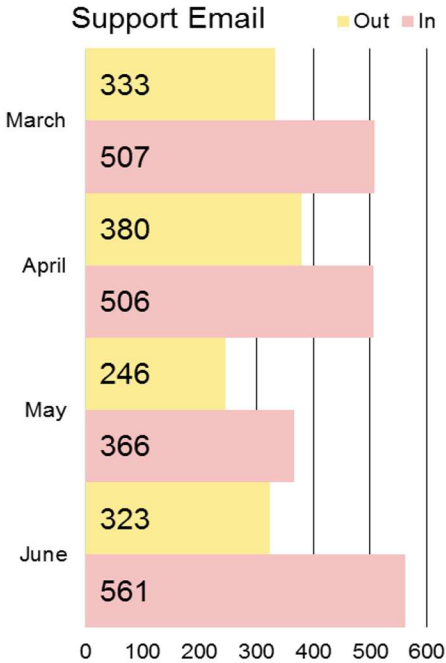
- 10,163.35 - total GB transferred
- 128.65 - daily average
- 324.47 - highest in one day (June 9)

Login Statistics - Who used EEE?

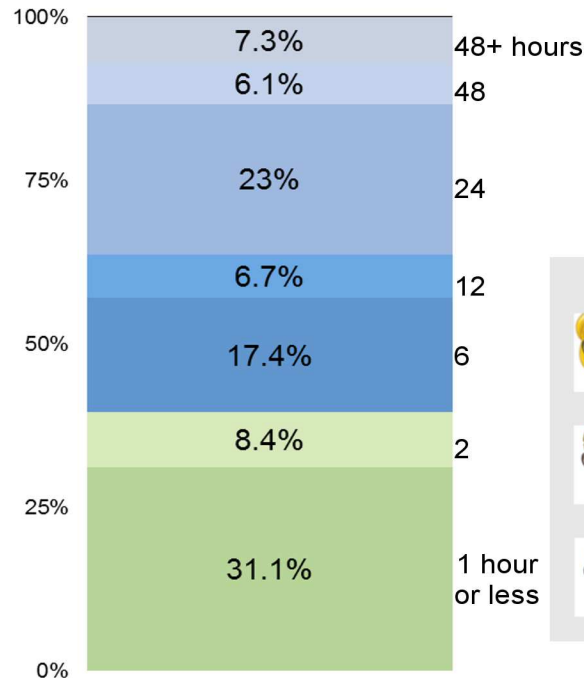


Including staff, TAs & grad students, a total of **40,129** unique users logged in to EEE in Spring 2014










Support Email



Support Turn-around



The EEE Team

 Briandy Walden Strategic Planning & Initiatives	 Ray Vadnais User Experience Design	 Su Wang Software Development
 Kelsey Layos Operational Management Project & Team Management	 David Pritikin Quality Assurance	 Brian Payne Software Development
 Caryn Neiswender Instructional Technology Support	 Vanessa Yieh Support & Quality Assurance	 Jeremy Thacker Software Development