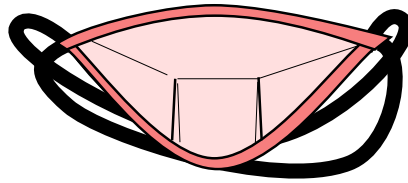
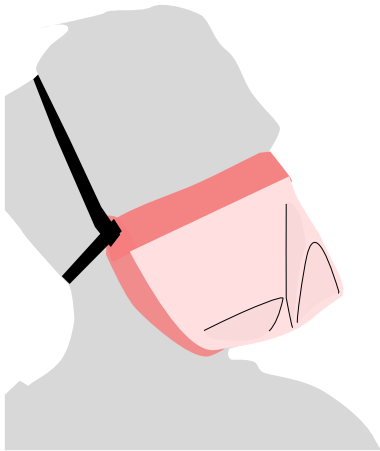
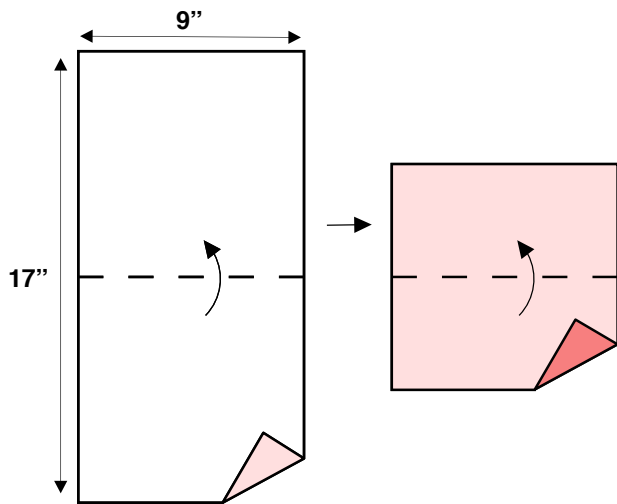


Origami Towel Mask - V0.1

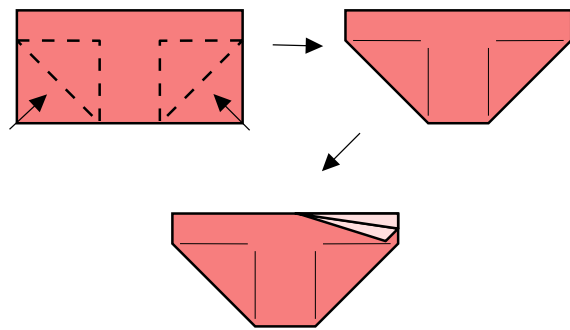


Materials and Tools

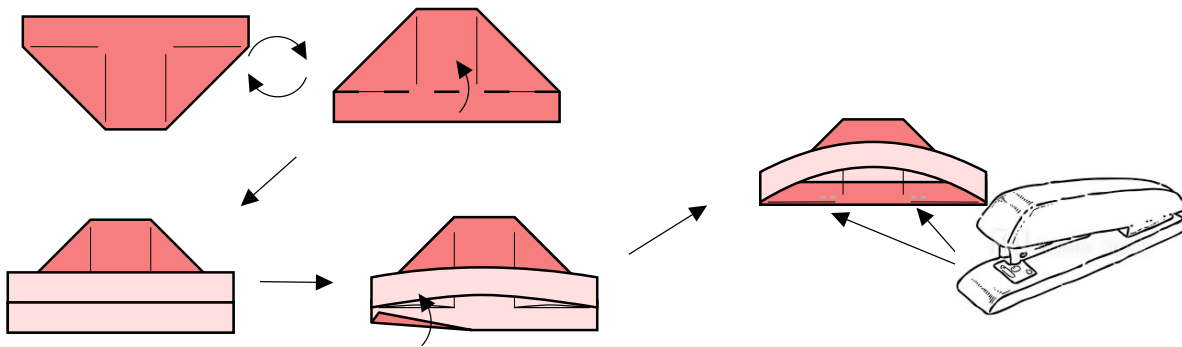
- 1 Wypall Brand towel
- 2 elastic ties about 1 ft long
- 10 staples and stapler
- adhesive coffee tin or wire



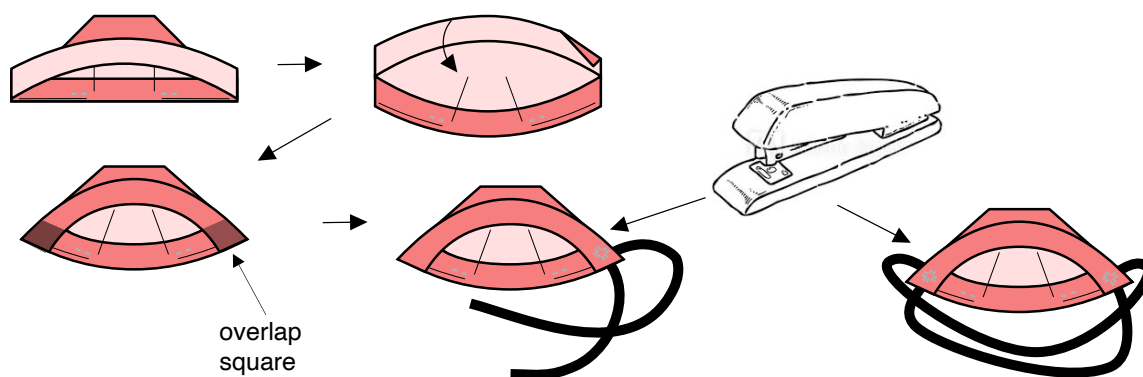
1. Fold along horizontal axis, then fold again along horizontal axis.



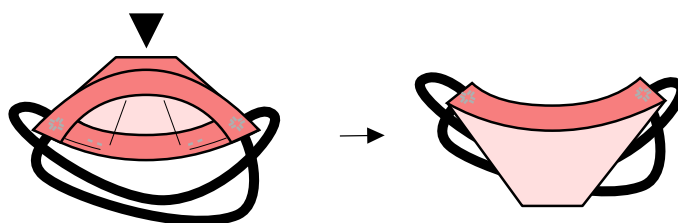
2. Inside-reverse fold each bottom corner leaving a one inch margin at the top. After operation, you should have a *boat shape* with two *tabs*, each two plies thick.



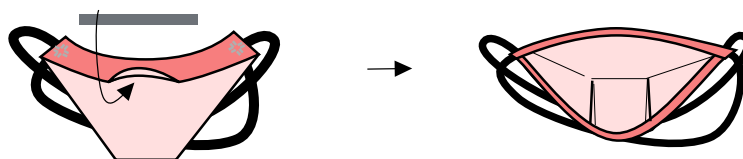
3. Rotate piece 180 degrees so you have a *hat shape*. Fold the top *tab* up. Tuck the the *bottom tab* into the *hat shape* over the *reverse folded corners* from step 2. Staple the folded *bottom tab* to the *reverse folded corners*.



4. Fold the *top tab* into the *hat shape* making sure to fold over the *lower tab* so that the edges are aligned and the *tabs* are perpendicular to each other. They should overlap in a square. Starting with one corner, align each *elastic strap* with each folded *tab* and staple two staples in a cross through the towel layers and straps. Use two more staples to secure the straps. Repeat on the other corner, making sure to align the straps with the correct *tab*.



5. Turn the shape inside out. Carefully push the top of the *hat shape* through the the folded *tabs*.



6. Install the coffee tin. Remove the adhesive back, open the *top tab* and place the coffee tin sticky side down inside the crease. If using wire, you can secure the wire with a staple. Your mask is ready to don!

The author (Jonathan Realmuto) disclaims all express and implied warranties related to this mask pattern, including but not limited to its effectiveness or safety, to the fullest extent permitted by law, including but not limited to any implied warranties of merchantability or fitness for a particular purpose. Your use of this pattern is voluntary. If you use it, you do so at your own risk.

Further, you fully and forever release and discharge the author and its respective affiliates, directors, officers, shareholders, employees, agents, and insurers, and all others involved in the creation of this pattern from any and all injuries (including death), losses, damages, claims (including negligence claims), demands, lawsuits, expenses, and any other liability of any kind, of or to you, your property, or any other person, directly or indirectly arising out of or in connection with your use of this pattern, even if it is due to the negligence, injudicious act, omission, or other fault of Suay.

You waive any and all claims against the author, of any kind arising out of or attributable to the mask pattern, including those claims that may be unknown to you, or which you do not suspect to exist at this time. WITH THE INTENTION OF WAIVING ALL UNKNOWN AND UNSUSPECTED CLAIMS, YOU HEREBY EXPRESSLY WAIVE ALL RIGHTS, BENEFITS, AND PROTECTIONS YOU MAY HAVE UNDER CALIFORNIA CIVIL CODE SECTION 1542, WHICH READS AS FOLLOWS: "A general release does not extend to claims that the creditor or releasing party does not know or suspect to exist in his or her favor at the time of executing the release and that, if known by him or her, would have materially affected his or her settlement with the debtor or released party."